

Public Document Pack



Neuadd y Sir
Y Rhadyr
Brynbuga
NP15 1GA

County Hall
Rhadyr
Usk
NP15 1GA

Tuesday, 9 June 2020

Dear Councillor

CABINET

You are requested to attend **Cabinet, Remote Teams Meeting** on **Wednesday, 17th June, 2020, at 2.00 pm.**

AGENDA

1. Apologies for Absence
2. Declarations of Interest
3. 2019/20 REVENUE & CAPITAL OUTTURN STATEMENT 1 - 44

Division/Wards Affected: All

Purpose: The purpose of this report is to provide Members with information on the revenue and capital outturn position of the Authority based on capital slippage and reserve usage & deferment.

Authors: Peter Davies – Chief Officer, Resources
Jonathan Davies – Finance Manager

Contact Details: peterdavies@monmouthshire.gov.uk;
jonathansdavies@monmouthshire.gov.uk

4. MONMOUTHSHIRE REPLACEMENT LOCAL DEVELOPMENT UPDATE IN LIGHT OF COVID-19 45 - 108

Divisions/Wards Affected: All

Purpose: The purpose of this report is to provide Cabinet with an update on the preparation of the Replacement Local Development Plan (RLDP) in light of the current COVID-19 pandemic. It invites Cabinet to review the Issues, Vision and Objectives that form the foundations of the Plan's strategic direction, and seeks Cabinet's endorsement that the Issues, Vision and Objectives hold true and that the RLDP should continue to progress including completing the Preferred Strategy consultation and second call for candidate sites. This report invites Cabinet to note the delay in RLDP preparation associated with COVID-

19, which will necessitate Council approval of a revised Delivery Agreement in coming months, and highlights the significant issues now posed by the LDP 'drop dead' provisions.

Authors: Mark Hand Head of Placemaking, Housing, Highways and Flood
Craig O'Connor Head of Planning
Rachel Lewis Planning Policy Manager

Contact Details: markhand@monmouthshire.gov.uk
craigoconnor@monmouthshire.gov.uk
rachellewis@monmouthshire.gov.uk

Yours sincerely,

Paul Matthews
Chief Executive

CABINET PORTFOLIOS

County Councillor	Area of Responsibility	Partnership and External Working	Ward
P.A. Fox (Leader)	<p>Whole Authority Strategy & Direction Lead Officer – Chief Executive</p> <p>CCR Joint Cabinet & Regional Development; Organisation overview; Regional working; Government relations; Public Service Board lead; WLGA lead</p>	<p>WLGA Council WLGA Coordinating Board Public Service Board</p>	Portskewett
R.J.W. Greenland (Deputy Leader)	<p>Enterprise and Land Use Planning Lead Officer – Frances O’Brien Support Officers – Mark Hand, Cath Fallon</p> <p>Local Development Plan; Strategic Development Plan; Economic Resilience and Growth; Town Centre Investment and Stewardship; Development Management and Building Control; Housing Delivery</p>	<p>WLGA Council Capital Region Tourism</p>	Devauden
P. Jordan	<p>Governance and Law Lead Officers – Matthew Gatehouse, Matthew Phillips, Ian Saunders</p> <p>Council & Executive decision making; Constitution review and implementation of change; Law, Ethics & Standards; Audit and Regulatory WAO Relations Support for Elected Members Democracy promotion & citizen engagement Whole Authority Performance; Whole Authority Service Planning & Evaluation Community Hubs and Contact Centre Community Learning Tourist Information / Museums / Theatre / Attractions</p>		Cantref
R. John	<p>Children & Young People and MonLife Lead Officers – Will McLean, Ian Saunders Support Officers – Nikki Wellington, Sharon Randall-Smith, Richard Simpkins</p> <p>Early Years Education</p>	<p>Joint Education Group (EAS) WJEC</p>	Mitchel Troy

	<p>All Age Statutory Education Additional Learning Needs; School Inclusion Post 16 entitlement / offer</p> <p>School standards and Improvement; Education Achievement Service Commissioning Coleg Gwent and University liaison. Leisure / Sport Outdoor education / Duke of Edinburgh Active Travel Countryside / Biodiversity</p>		
P. Jones	<p>Social Care, Safeguarding & Health Lead Officer – Julie Boothroyd Support Officers – Eve Parkinson, Jane Rodgers</p> <p>Children’s Services Fostering & Adoption; Youth Offending Service; Adults Services Whole Authority Safeguarding (children & adults); Disabilities; Mental Health; Health liaison.</p>		Raglan
P. Murphy	<p>Whole Authority Resources Lead Officer – Peter Davies, Frances O’Brien Support Officers – Deb Hill-Howells, Sian Hayward, Tracey Harry, Mark Howcroft</p> <p>Finance; Information technology (SRS); Digital Programme Office Human Resources; Health & Safety; Emergency Planning; Procurement; Land & Buildings (inc. Estate, Cemeteries, Allotments, Farms); Vehicle Fleet / Passenger Transport Unit Property maintenance; Facilities Management (inc. Building Cleaning and Catering all ages)</p>	Prosiect Gwrydd	Caerwent
J. Pratt	<p>Infrastructure and Neighbourhood Services Lead Officer – Frances O’Brien Support Officers – Roger Hoggins, Carl Touhig, Nigel Leaworthy, Mark Hand, Paul Keeble</p> <p>County Roads / Pavements South Wales Trunk Road Agency</p>	SEWTA Prosiect Gwrydd	Goytre Fawr

	<p>Highways Maintenance, Transport, Traffic & Network Management, Car Parks / Illegal Parking Enforcement Whole Authority De-carbonisation Plastic Free Monmouthshire Waste / Recycling / Cleansing Grounds Maintenance Parks & Open Spaces/ Public Conveniences Flood Prevention / Management / SUDs</p>		
S. Jones	<p>Social Justice & Community Development Lead Officer – Frances O’Brien Support Officers – Cath Fallon, David Jones, Ian Bakewell, Mark Hand</p> <p>Rural Deprivation / Isolation; Digital Deprivation Poverty / Disadvantage Homelessness; Supporting People Community Safety / Equality / Protected Characteristics Public Relations; / Communications / Marketing Trading Standards / Environmental Health; Licensing; Registrars</p>		Llanover

Aims and Values of Monmouthshire County Council

Our purpose

Building Sustainable and Resilient Communities

Objectives we are working towards

- Giving people the best possible start in life
- A thriving and connected county
- Maximise the Potential of the natural and built environment
- Lifelong well-being
- A future focused council

Our Values

Openness. We are open and honest. People have the chance to get involved in decisions that affect them, tell us what matters and do things for themselves/their communities. If we cannot do something to help, we'll say so; if it will take a while to get the answer we'll explain why; if we can't answer immediately we'll try to connect you to the people who can help – building trust and engagement is a key foundation.

Fairness. We provide fair chances, to help people and communities thrive. If something does not seem fair, we will listen and help explain why. We will always try to treat everyone fairly and consistently. We cannot always make everyone happy, but will commit to listening and explaining why we did what we did.

Flexibility. We will continue to change and be flexible to enable delivery of the most effective and efficient services. This means a genuine commitment to working with everyone to embrace new ways of working.

Teamwork. We will work with you and our partners to support and inspire everyone to get involved so we can achieve great things together. We don't see ourselves as the 'fixers' or problem-solvers, but we will make the best of the ideas, assets and resources available to make sure we do the things that most positively impact our people and places.

This page is intentionally left blank

REPORT

SUBJECT	2019/20 REVENUE & CAPITAL OUTTURN STATEMENT
DIRECTORATE	Resources
MEETING	Cabinet
DATE	17th June 2020
DIVISIONS/ WARD AFFECTED	All Authority

1 PURPOSE

- 1.1 The purpose of this report is to provide Members with information on the revenue and capital outturn position of the Authority based on capital slippage and reserve usage & deferment.

2 RECOMMENDATIONS

- 2.1 That Members consider the net revenue outturn deficit explained in section 3 of the report of £3.76m and the one off items offsetting this deficit to provide an overall net surplus to the revenue account of £1.8m.
- 2.2 That members endorse the use of the revenue surplus for the year of £1.8m to increase the Council fund balance to allow the Authority maximum flexibility to respond to and mitigate the financial risks surrounding the ongoing COVID19 situation.
- 2.3 Members note the extent of movements in individual budgeted draws on school balances as shown in section 8 of the report and the further review to be undertaken as part of month 5 budget monitoring report.
- 2.4 That Members note the 84% delivery of the budgeted mandated savings agreed by full Council previously and the implicit remedial action/savings included in the financial monitoring to compensate for circa 16% savings (£1.03m) reported as delayed or unachievable by service managers.
- 2.5 That Members consider the capital outturn spend of £24.0m, introducing an underspend of £1.55m primarily due to underspending of specific grant related schemes and accepts slippage requests of £24.8m being endorsed (listed in Appendix 2) along with the related presumptions made around financing consequences as per section 6.

3 MONITORING ANALYSIS

3.1 Revenue Position

Revenue Outturn Position 2019-20

Table 1: Council Fund 2019/20 Revenue Outturn

Service Area	Original Budget	Budget Adjustments	Revised Budget	Actual Outturn	Forecast (under) / overspend @ Outturn	Forecast (under) / overspend @ Mth7	Variance Mth7 to Outturn
	'000's	'000's	'000's	'000's	'000's	'000's	'000's
Adult Services	7,341	319	7,659	7,814	155	211	(56)
Children Services	11,937	21	11,959	15,238	3,280	2,774	506
Community Care	22,640	(10)	22,631	23,014	383	676	(293)
Commissioning	1,604	72	1,676	1,588	(88)	(52)	(36)
Partnerships	418	0	418	418	0	0	0
Public Protection	1,458	0	1,458	1,480	23	24	(1)
Resources & Performance	573	(42)	531	534	3	1	2
Total Social Care & Health	45,971	361	46,332	50,087	3,755	3,634	121
Individual School Budget	44,280	354	44,633	44,272	(361)	(138)	(223)
Resources	1,215	125	1,340	961	(379)	(358)	(21)
Standards	5,431	(1)	5,429	6,650	1,220	1,367	(147)
Total Children & Young People	50,926	477	51,403	51,883	480	871	(391)
Business Growth and Enterprise	5,536	(3,886)	1,649	1,613	(36)	(57)	21
Operations	15,490	957	16,447	17,454	1,007	248	759
Planning & Housing	1,807	(147)	1,659	1,791	131	313	(182)
Tourism, Life & Culture (MonLife)	0	3,454	3,454	3,518	64	109	(45)
Total Enterprise	22,833	378	23,211	24,376	1,165	613	552
Governance, Democracy & Support	3,773	179	3,952	4,013	61	48	13
Legal & Land Charges	697	4	701	722	21	62	(41)
Total Chief Executives Unit	4,470	183	4,654	4,735	82	110	(28)
Commercial, Corporate & landlord Services	(138)	947	809	547	(262)	2	(264)

Service Area	Original Budget	Budget Adjustments	Revised Budget	Actual Outturn	Forecast (under) / overspend @ Outturn	Forecast (under) / overspend @ Mth7	Variance Mth7 to Outturn
	'000's	'000's	'000's	'000's	'000's	'000's	'000's
Finance	2,559	(33)	2,526	2,235	(291)	(47)	(244)
Future Monmouthshire	0	(34)	(34)	176	210	179	31
Information Communication Technology	2,591	89	2,680	2,609	(70)	(45)	(25)
People	1,635	(12)	1,623	1,624	1	6	(5)
Total Resources	6,647	957	7,603	7,191	(413)	95	(508)
Precepts and Levies	19,218	23	19,240	19,060	(180)	(180)	(0)
Coroners	117	0	117	145	28	28	0
Gwent Joint Records	182	0	182	182	0	0	0
Corporate Management (CM)	158	(5)	153	(4,778)	(4,931)	4	(4,935)
Non Distributed Costs (NDC)	595	0	595	705	110	80	30
Strategic Initiatives	1,436	(994)	442	0	(442)	(442)	0
Insurance	1,398	68	1,466	1,098	(368)	49	(417)
Total Corporate	23,104	(908)	22,196	16,412	(5,783)	(461)	(5,322)
Net Costs of Services	153,951	1,448	155,398	154,685	(714)	4,862	(5,576)
Fixed Asset Disposal Costs	108	(61)	47	47	0	0	0
Interest & Investment Income	(205)	0	(205)	(506)	(301)	(112)	(189)
Interest Payable & Similar Charges	3,398	797	4,195	4,095	(100)	(152)	52
Charges Required under Regulation	4,611	1,094	5,705	5,677	(28)	(27)	(1)
Capital Expenditure Financing	0	11	11	0	(11)	0	(11)
Borrowing Cost Recoupment	0	(3,402)	(3,402)	(3,402)	(0)	0	(0)
Contributions to Reserves	444	173	617	617	0	0	0

Service Area	Original Budget	Budget Adjustments	Revised Budget	Actual Outturn	Forecast (under) / overspend @ Outturn	Forecast (under) / overspend @ Mth7	Variance Mth7 to Outturn
	'000's	'000's	'000's	'000's	'000's	'000's	'000's
Contributions from reserves	(535)	(37)	(572)	(572)	0	0	0
Total Appropriations	7,821	(1,425)	6,396	5,967	(429)	(291)	(138)
Total Cost to be Financed	161,772	23	161,794	160,652	(1,143)	4,571	(5,714)
General Government Grants	(62,548)	0	(62,548)	(62,548)	0	0	0
Non Domestic Rates Redistribution	(30,682)	0	(30,682)	(30,682)	0	0	0
Council Tax	(75,101)	(23)	(75,124)	(75,628)	(504)	(467)	(37)
Council Tax Reduction Scheme	6,559	0	6,559	6,410	(149)	(117)	(32)
Total Financing	(161,772)	(23)	(161,794)	(162,447)	(653)	(584)	(69)
Net Council Fund (Surplus) / Deficit	(0)	0	(0)	(1,796)	(1,796)	3,987	(5,783)

- 3.2 The revenue outturn shown in table 1 indicates an overall net surplus on the revenue account of £1.8m. This surplus has arisen due to the application of two one off items which mitigate a net deficit on services of £3.76m.

	£'000
Net Cost of services deficit	4,840
Financing & Appropriations	(1,082)
Net Council Fund deficit prior to mitigation	3,758
Less one off VAT receipt – Ealing judgement, decision to exempt Leisure services income, claims cover period Jan 07 – Mar 19	(2,304)
Less capitalisation directive	(3,250)
Revised Council Fund Surplus	(1,796)

- 3.3 Throughout the year the Council's periodic financial monitoring reports have highlighted and reported to Cabinet an increasingly difficult monitoring position. This has enabled some specific one-off action to be taken towards the end of the financial year in halting non-essential spend which has contributed to the deficit position in the Net cost of services remaining broadly similar to the Period 2 forecast:

	Period1	Period 2	Outturn
Net cost of services Deficit (£000's)	2,610	4,862	4,840*

*Prior to one-off mitigations

3.4 However this position should not distract from the underlying financial challenges that have to be addressed. The pressure areas remain those that have been highlighted in previous reports e.g. additional learning needs, social care generally and children's services specifically, passenger transport, waste, car parking and Monlife activities.

3.5 Further explanation of these variances along with the relevant Chief Officer commentary is contained within Section 4 of this report.

3.6 **One-off mitigations**

3.7 At its meeting on 19th September 2019 Cabinet agreed the submission of retrospective VAT claims to HMRC in respect of the Ealing judgement which determined that certain supplies of sporting services made by local authorities can be treated as exempt from VAT. The claim was successful and the revenue outturn includes the beneficial effect of £2.3m in one-off VAT receipts covering the claims period January 2007 to March 2019.

3.8 During the year £3.25m of one-off costs have been identified as meeting the criteria to be capitalised under the guidance issued by the Welsh Government in respect of capitalisation direction and the associated flexible use of capital receipts.

3.9 These costs are listed and Appendix 1 to this report and in summary relate to:

- Sharing back-office and administrative services with one or more other council or public sector body;
- Investment in service reform feasibility work;
- Funding the cost of service reconfiguration, restructuring or rationalisation (staff or non-staff), where this leads to ongoing efficiency savings or service transformation;
- Driving a digital approach to the delivery of more efficient public services and how the public interacts with constituent authorities where possible;
- Sharing Chief Executives, management teams or staffing structures;
- Setting up alternative delivery models to deliver services more efficiently and bring in revenue

3.10 **Recommended use of 2019/20 Revenue surplus**

3.11 The Authority even prior to the ongoing COVID19 crisis was already facing significant financial challenges heading into the 2020/21 financial year:

- The increasing costs and pressures in Children's Services and other cost pressures that have resulted and since the budget was set in early March (e.g. Passenger transport)
- The further savings to be achieved and as a consequence of the decision by Welsh Government not to introduce a funding floor (£359k of efficiencies still to be found)
- The fact that the pay award for Local government is still to be finalised and has the potential to be over and above the level budgeted
- The fact that the COVID19 situation will impact on the delivery of savings plans
- The consequences of the flooding events both in terms of the additional costs needing to be met in the response phase but also the consequential impact in recovery.

3.12 The ongoing COVID19 crisis presents its own additional financial challenges and uncertainty both in terms of additional cost and significant loss of income across services.

Some of these impacts are difficult to model and will potentially only manifest themselves once a degree of normality returns to service delivery.

3.13 It is inevitable that service delivery and operating models will look significantly different as we move out of this phase of the crisis, for example:

- New services have been created, some services have been stopped, staff redeployed and new working practices are in place, many of these changes may need to continue beyond this phase of the crisis;
- Supply chains are likely to be radically altered;
- The impact of continuing social distancing on service operations;
- The financial impact on the most vulnerable members of the County and the ongoing and additional support this may require;
- There has been an increased focus on digital solutions to the issues faced, some of these may replace traditional methods of service delivery;
- The prominence of agile working and the shift in culture and its impact on future office space requirements

3.14 There is currently uncertainty around Welsh Government funding to Local authorities as a result of the COVID19 impact, in terms of the full consequential funding being passed through; how that funding will be passed through (on a claims basis or allocation); and whether there will be further funding announced by UK Government which will allow Welsh Government to make further commitments.

3.15 The length of time that social distancing restrictions remain in place and how long it will take to return back to some degree of normality will significantly impact the financial situation of the Authority. It is also important to recognise that the economy will be in recession and UK and global economies have been hit hard by the pandemic which will considerably impact future public spending.

3.16 Given the significant risk of a situation developing where funding is not sufficient to offset the losses, additional costs and other financial impacts on the Authority of the response to the COVID19 crisis, and given the fact there is limited reserve and capital receipt capacity to meet these demands, the Authority will look to undertake a detailed financial sustainability assessment and draft budget recovery plan which will re-evaluate financial commitments and funding forecasts.

3.17 Considering the above it is proposed that the revenue surplus generated during 2019/20 of £1.8m is used to increase the Council fund balance to allow the Authority the maximum flexibility to respond to and mitigate the financial risks surrounding the ongoing COVID19 crisis. Further evaluation of the Authority's reserves will be carried out as part of the financial sustainability assessment which will be reported to members in due course.

4 DIRECTORATE – DIVISION OUTTURN COMMENTS

Service Area	Original Budget	Budget Adjustments	Revised Budget	Actual Outturn	Forecast (under) / overspend @ Outturn	Forecast (under) / overspend @ Mth7	Variance Mth7 to Outturn
	'000's	'000's	'000's	'000's	'000's	'000's	'000's
Social Care & Health	45,971	361	46,332	50,087	3,755	3,634	121

SOCIAL CARE & HEALTH DIRECTOR'S COMMENTARY AT OUTTURN

At year end the directorate closed the 2019/20 financial year with an overspend of £3.755M, after accounting for a one off £738K Social Care Workforce and Sustainability Grant from Welsh Government, use of Intermediate Care Funding to the tune of £234K and savings deducted from the budget totalling £1.246M as part of the budget setting process. In real terms the overspend position, if not for this one off funding, would be £4.7M. Compared to the last forecast at month 7, the overspend increased by £121K as we moved into the winter months and had a further influx of looked after children.

The Adult Services division closed the year with an overspend of £453K, with continued demand on the Adult with Disabilities service. The Adults with Disabilities budget, which caters for younger adults with learning and physical disabilities, have seen an increased need for placements, with 17 this year and in total 47 in excess of £1,000 per week, closing with a £1.459M overspend. The demand on the Adults with Disabilities services stems from a variety of reasons such as an ageing carer population now requiring the cared for person to have services, a move towards independence and demand for residential and/or college placements, coupled with transitional movement of clients from Children's to Adults as they move through the care system. The largest bulk of the directorate budgeted savings had been levied against the Adults budget totalling £1.205M and were largely met. A concerted effort was made since month 7 by all managers to limit spend against budgets as much as possible, and look to maximise any external funding to come in, as much as possible within budget, despite having 700 number of weekly hours in brokerage and increased demand for residential and nursing placements.

Children's Services has experienced during 2019/20 an unprecedented increase in demand within its Looked After Children, with 219 at 31st March 2020. At the start of the financial year, the numbers of Looked After Children opened at 173, and closed the year at 219, an increase of 46, or 27% in a year, leading to an overspend on the budget of £3.280M. Since the last forecast at month 7 the LAC numbers experienced the largest increase from 197 to 219. However, the service has made great efforts to review cases and strengthen its links with providers and reviewing contracts and costs to try and contain the overspend since month 7. With the increased demand comes added pressures on other services such as legal and transport provision, contact and staffing, with extended reliance on agency staffing as a consequence.

Public Protection continues to strive to remain within its budget allocation, closing the year with a £22K overspend mainly as a result of an inability to meet the 2% staff efficiency saving on its employee budgets. The year-end position has been predicted throughout the year and continued efforts by staff has helped to limit the overspend to just this small amount.

ADULT SERVICES

Outturn Forecast £'s	Month 2	Month 7	Actual Outturn	Variance to Month 7
deficit / (surplus)	186,000	211,000	155,000	(56,000)

The main pressure is within our own care home Severn View, which had an overspend of £149,000. There are a number of factors that contributed to the overspend such as not being in a position to meet the 2% staff efficiency saving, additional staff payments and increased food costs.

CHILDREN SERVICES

Outturn Forecast £'s	Month 2	Month 7	Actual Outturn	Variance to Month 7
deficit / (surplus)	2,296,000	2,774,000	3,280,000	506,000

Continued increase in demand with the Looked After Children numbers rising from 173 at the start of the year and closing at 219, an increase of 46 children, or 27%. The increase has placed pressure on the need for fostering and external placements, and support services such as transport requirements, legal, staffing, contact etc.

COMMUNITY CARE

Outturn Forecast £'s	Month 2	Month 7	Actual Outturn	Variance to Month 7
deficit / (surplus)	2,000	676,000	383,000	(293,000)

The main pressure is within our Adults with Disabilities budget which closed with a £1.459M overspend. A number of one off funding streams have helped to offset a large element of the overspend, along with underspends in Frailty and not being able to broker some care hours to the external domiciliary care market.

COMMISSIONING

Outturn Forecast £'s	Month 2	Month 7	Actual Outturn	Variance to Month 7
deficit / (surplus)	1,000	(52,000)	(88,000)	(36,000)

On-going post vacancy within the Commissioning team

PUBLIC PROTECTION

Outturn Forecast £'s	Month 2	Month 7	Actual Outturn	Variance to Month 7
deficit / (surplus)	6,000	24,000	22,000	(2,000)
Due to not being able to fully meet the 2% staff efficiency saving				
RESOURCES & PERFORMANCE				
Outturn Forecast £'s	Month 2	Month 7	Actual Outturn	Variance to Month 7
deficit / (surplus)	(3,000)	1,000	3,000	2,000
Due to not being able to fully meet the 2% staff efficiency saving				

Service Area	Original Budget	Budget Adjustments	Revised Budget	Actual Outturn	Forecast (under) / overspend @ Outturn	Forecast (under) / overspend @ Mth7	Variance Mth7 to Outturn
	'000's	'000's	'000's	'000's	'000's	'000's	'000's
Children & Young People	50,926	477	51,403	51,883	480	871	(391)

CYP DIRECTOR'S COMMENTARY AT OUTTURN

The Directorate's year-end position is overspent by £480,000 against the budget, which is a decrease on the month 7 forecast overspend of £391,000.

The majority of this variance relates to grant funding for the teacher pay award (£310,000) has already be afforded to schools in full. At month 7 this was reported as a central saving, for the year-end this has been reported CYP. In addition to this there has been a small saving in the Additional Learning Needs budget this is detailed in the standards section of the report.

The schools opened the year with a deficit balance of £234,000 this has increased to £434,000 at the year end, this is an improvement of £448,000 on the month 7 forecast. At the year end there are 17 schools in a deficit this is an increase of 2. The school in a deficit are the 4 secondary schools and the pupil referral unit, the primary schools in a deficit are: Llandogo, Llantilio Pertholey, Magor, Overmonnow, Raglan, Rogiet, St Mary's, Thornwell, Undy, Ysgol Gymraeg Y Fenni and Ysgol Gymraeg Y Ffin. All schools in a deficit are working with the Local Authority to improve their financial situation.

INDIVIDUAL SCHOOL BUDGETS

Outturn Forecast £'s	Month 2	Month 7	Actual Outturn	Variance to Month 7
deficit / (surplus)	0	(138,000)	(361,000)	(223,000)

At month 7, the teacher pay award grant of £310k was reported as a central saving, it has now been agreed that CYP will report it as a saving. Overall this does not affect the year-end financial position of the Local Authority.

RESOURCES

Outturn Forecast £'s	Month 2	Month 7	Actual Outturn	Variance to Month 7
deficit / (surplus)	(359,000)	(358,000)	(379,000)	(21,000)

Lower than anticipated school based redundancy costs. For previous forecast it was agreed that the maternity reserve would be reduced by £88k at year end this is reported in a central cost centre and therefore the underspend has reduce for CYP.

STANDARDS

Outturn Forecast £'s	Month 2	Month 7	Actual Outturn	Variance to Month 7
deficit / (surplus)	701,000	1,367,000	1,220,000	(147,000)

£119k less spend regarding ALN, than expected:-

- £34k more income
- £42k additional / 1:1 support not required
- £48k Leavers
- £12k pupils not attending
- £12k saving on 18/19 accruals
- £10k extra cost , additional support for schools
- £19k extra cost, legal

The £47k budget for MEAG was all grant funded, there were £26k of vacancy savings, £12k saving regarding Early Years and the Primary School Breakfast Initiative received more income and less catering costs than expected, resulting in a £21k positive variance.

Service Area	Original Budget	Budget Adjustments	Revised Budget	Actual Outturn	Forecast (under) / overspend @ Outturn	Forecast (under) / overspend @ Mth7	Variance Mth7 to Outturn
	'000's	'000's	'000's	'000's	'000's	'000's	'000's
Enterprise	22,833	378	23,211	24,376	1,165	613	552

ENTERPRISE DIRECTOR'S COMMENTARY AT OUTTURN

The final outturn for Enterprise and Monlife presents an overspend of £1.167m against the annual budget. The service areas that have been of particular concern throughout the financial year are key components within this final outturn position with Car Parks and the passenger transport unit having both overspent by £423k and £901k respectively.

In summary, the Car Park income has been affected by delays in implementing the 2019-20 price increases. Also there is decrease in pay & display income across many of the sites but in particular within Abergavenny. Our civil parking enforcement income target has not been met, a lack of staffing on the ground in the early part of the year has meant that penalty notice income is down, this coupled with increased costs of staffing, software, monitoring fees to RCT, equipment and uniforms have all lead to the overspend. Income has also been affected late on in the year as a result of the Covid19 lockdown.

The passenger transport unit is in an adverse position due to a number of key reasons. ALN transport provision has seen both an increase in pupil numbers and a change in service provision to meet specific needs. External transport provision as increased due to an increase in contract costs and additional pupil numbers. The internal service has had to increase its staff costs due to an operator going out of business and our internal service picking up the service runs. The service were unable to achieve all of the DPS tendering budget saving target that had been built into the 19/20 MTFP and there was a shortfall in income from the private hire service and training.

There are a number of favourable and adverse variations across the portfolio that are set out in more detail within this section which provide more context and narrative regarding the final positions for 2019/20. There are a number of service areas that have been presenting deficit trends in 2019/20 and the impact of the recent flooding events and the ongoing pandemic with COVID-19 are likely to exacerbate these in 2020/21 unless further changes to service provision or investment can be made.

MONLIFE Commentary:

MonLife has returned an overspend of £64k, a reduction of £45k from that previously reported at month 7 following a rigorous review process being established in November 2019 which restricted spend to only items of essential expenditure in order to contain and reduce the deficit as much as possible.

The Outdoor Education service overspend was £171k and the reasons for this were detailed in a separate report to cabinet in February 2020. The situation worsened in March when schools withdrew bookings before the service finally closed on 20th March. This resulted in further income losses as all fees were refunded. Prior to this, the service underwent an independent review and action plans were being developed to revitalise and develop new and existing markets. The service is now unable to implement recovery plans and will have to rethink future service provision in order to re-establish itself and rebuild confidence within the sector.

One other area of overspend was within the Museums service (20k), mainly as the result of the upgrade of the existing PSBA lines into Abergavenny and Chepstow Museums. The service was experiencing difficulties in utilising some of the Council's key systems because of restricted bandwidth and therefore it was necessary to upgrade the lines. This also will assist with the future digitalisation plans for the service.

Other areas of overspending, included attractions (30k) where income had been less than budgeted mainly due to the impact of road closures on business at Tintern Old Station and a reduction in private events at both Shirehall and Caldicot Castle.

The 2019/20 budget included savings of 205k from outsourcing the service but the decision to keep the service in house and the adoption of the Ealing ruling now means that the VAT benefit for the year was circa £276k and has which resulted in further savings of £71k.

Other savings were within Leisure Services where the loan repayment for the Monmouth Leisure Centre capital project has been phased over three years resulting in a one off saving of 70k. Memberships of Leisure Centres at mid-March were at our highest ever levels and have resulted in 16k additional income however since the closure of the Leisure Centres on 21st March, whilst we have retained most of our memberships we have had over 700 cancellations which the service will need to work hard to re-engage. The anticipated loss is equivalent to 210k per annum.

BUSINESS GROWTH & ENTERPRISE

Outturn Forecast £'s	Month 2	Month 7	Actual Outturn	Variance to Month 7
deficit / (surplus)	(7,000)	(57,000)	(36,000)	21,000

The Borough Theatre has overspent by £53,000. The service has been greatly affected by 2 major issues in 19-20.

1) The redevelopment of the Market Hall Building - this has impacted on turnover as shows have had to be cancelled to accommodate building works so ticket income is down, in addition extra expenditure has been incurred in ensuring site safety when shows have been able to go ahead. 2) The recent Covid19 outbreak has meant the theatre has been closed from the start of March so all shows have had to be cancelled. The £43,000 negative swing from Month 7 relates to the full impact on income of building delays and Covid19 not being known in October.

Business Growth & Enterprise has underspent by £27k. This is due mainly to staff savings where a post has only been filled part way through the year, this has been offset by redundancy costs and an outstanding contribution to Blaenau Gwent regarding the Circuit of Wales. This is the main reason for variance from Month 7.

Communications has over spent by £18k. This is due to a reduction in fee income against budgeted target. The bottom line relies heavily on external fees but the unit struggles to meet these requirements as resource is taken up with providing marketing and graphic design services to internal corporate services some of which cannot necessarily be recharged.

Community & Partnership development has underspent by £37k. The Majority of the underspend relates to a staff saving due to a part time vacant post.

Enterprise Management has underspent by £60,000 – the main reason for this a one-off grant windfall that has allowed us to fund all our Regeneration Team staff costs from grant (£47k) and staff savings of £27k due to a post only being filled part way through the year, offset by £14k overspend on professional fees and tribunal costs. This is a positive swing from month 7 of £51k and is mainly attributed to the grant windfall not being known in October.

The Events budget has overspent by £17k. Unfortunately the fireworks event in October did not return a profit, the bad weather we had leading up to the event affected ticket sales and we also incurred additional site safety costs, the result of this led to a £2,500 loss. This is unfortunate but if we had had to cancel the event then the losses would have been far greater. Our ability to offset these losses with external income took a further hit when both our event organisers left the authority effectively stopping all operations in December. This impacted on our ability to generate external income to offset overheads so we were unable to mitigate the overspend by year end and is the reason for the £17k negative swing to Month 7.

OPERATIONS

Outturn Forecast £'s	Month 2	Month 7	Actual Outturn	Variance to Month 7
deficit / (surplus)	77,000	248,000	1,007,000	759,000

School Catering has underspent by £101k. The service has performed very well this year with meal uptake remaining consistent throughout the year - this has enabled us to exceed our income targets. In addition, the budget has benefited from lower than anticipated staff & equipment costs and the service hasn't seen the expected impact of Brexit on operational running costs to date and is the main reason for the £51k positive swing from month 7.

Highways and Streetlighting has overspent by £13k, the main reasons being :-

- A £75k underspend in Streetlighting as a result of energy savings from LED lamp replacement programme.
- Highways Operations underspending by £9k due to increased capital income as the unit were able to displace core costs against our capital maintenance programme. This has been offset by additional repair costs incurred with Storm Dennis, and is the reason for the £105k negative swing from month 7.
- Highways External Clients overspending by £41k - The service has returned a surplus but not enough to cover the external income target set within the budget. The SWTRA collaboration partnership has come in on budget as this is a cost recovery model.

Building Cleaning has underspent by £58k due to an increase in contract income, the unit has acquired 2 additional school sites and J Block in 19-20 pushing income over budgeted targets, the level of which was not known at Month 7.

Passenger Transport has overspent by £901k. The main reasons for this are :-

- We have seen an increase in the cost of ALN transport provision of £307k, this is due to both an increase in actual pupil numbers since September and a change in service provision to match specific needs.
- An £85k increase in External School Transport provision due to £41k of increased contract costs and £44k due to additional pupil intake.
- £100k additional spend in internal Home to school transport where we have had to take on additional drivers and escorts to fill a gap left by an operator going out of business, in addition we have seen increased hire costs to cover vehicles that are off the road being repaired.
- A £156k shortfall in DPS tendering budget saving target built into the 19/20 MTFP.
- An unbudgeted vehicle financing cost of £56k.
- A combined shortfall of Private Hire and training income of £194k.

This is a £496,000 negative swing from month 7 and the main reasons for variance is that the extent of additional ALN costs, Capital Financing costs and reduction in income were not fully known in October.

Fleet Maintenance has overspent by £55k, this is due to increased premises costs of £21,000 due to the refurbishment of the new depot in Caldicot and vehicle damage repair costs increasing to £79,000 These have been off-set by savings in a staff vacancy which hasn't been filled as yet. The variance from month 7 is due to a discrepancy in forecasting where we built in the full effect of WG gritter income in M7 and hadn't built in all related costs.

Waste & Street Scene has overspent by £187k. Despite being able to passport some in-year operational costs against a recycling capital grant the collapse of the recycling market following Brexit and the C19 epidemic coupled with increased reprocessing costs and income shortfall in Grounds Maintenance has meant the service has not been able to come within budget. This is a £114k negative swing from M7 and is due to the full impact of Brexit and C19 not being known in October.

PLANNING & HOUSING

Outturn Forecast £'s	Month 2	Month 7	Actual Outturn	Variance to Month 7
deficit / (surplus)	4,000	313,000	131,000	(182,000)

Planning & Building Control has overspent by £17k, this is due in the main to a shortfall in planning application income, offset partly from a small saving in supplies and services and staff savings from two senior posts. The £41k positive variance from month 7 is due to income picking up through the latter part of the year.

Planning Policy has underspent by £33k. This is due to a one-off staff saving from the new Head of Planning post due to the delay in appointment and a saving in Professional and Specialist Fees as not all of the LDP budget was spent in 19-20.

The Housing department has underspent by £124k. The majority of the underspend is due to increased income via our careline service and to a change in designation of some accommodation which has led to increased rental income, an ability to claim some staffing costs from grant funding and one off grant funding allowing equipment to be purchased from the grant rather than from core budget In addition the year end bad debt adjustment saw a reduction of £93k which benefited the budget. This has been offset by overspends in B&B requirements, major repair works at the Hostel and a reduction in fee income against disabled facilities grants. The main reason for variance from month 7 is increased income and the positive year end bad debt adjustment, the extent of which was not known in October.

Car Parking has overspent by £423k. Delays in implementing the 19-20 price increases have led to the MTFP savings not being met in full. Also the Morrisons issue of free parking in Abergavenny Town has led to a decrease in pay & display income. Our civil parking enforcement income target has not been met, a lack of staffing on the ground in the early part of the year has meant that penalty notice income is down, this coupled with increased costs of staffing, software, monitoring fees to RCT, equipment and uniforms have all lead to the overspend. Income will also have been hit late on in the year as a result of the Covid19 lockdown. In addition, the service has also had to incur £30k of redundancy costs.

Highways Development & Flooding has underspent by £147k, this is mainly due to staff savings, where additional posts added as part of a recent restructure have not yet been filled. There is also increased income from road closures and capital fees. These have been offset by overspends in flooding as reduced ESD grant has caused a pressure and £47k worth of redundancy costs.

(MONLIFE) TOURISM, LIFE & CULTURE

Outturn Forecast £'s	Month 2	Month 7	Actual Outturn	Variance to Month 7
deficit / (surplus)	260,000	109,000	64,000	(45,000)

Countryside & Culture has overspent by £31,000, the main reason is an overspend in Museums where Broadband improvement works and investment in the Clarity system has pushed the service over budget.

Finance & Business Development has overspent by £62,000, the main areas of overspend are :-

- Attractions has overspent by £37k, this is due to loss of income from private events at Caldicot Castle and Shirehall, impact of road closures at Old Station Tintern. One off costs of coffee machine purchase at Chepstow TIC (7k).
- Leisure Services overspending by £14k due to additional staff costs from the employment of a Project Officer to oversee major schemes such as redevelopment of Caldicot Leisure Centre.

Leisure, Youth and Outdoor Adventure has underspent by £29k, this is due to :-

- A £165k underspend in Leisure as a result of a delay in a loan repayment (£77k) and improved income position (£71k) from the impact of Ealing vat ruling, the extent of both was not known in October so is the main reason for the £109k positive swing from month 7.
- Sports development has underspent by £35,000 due to decision to restrict spend to only essential items as part of service recovery plans.
- Outdoor Education has overspent by £170k, this is due to loss of further income streams for Outdoor Education - 3 weeks' worth following schools withdrawing from service early March and then closures of the sites mid March for COVID19. £42k of this figure also relates to a redundancy payment.

Service Area	Original Budget	Budget Adjustments	Revised Budget	Actual Outturn	Forecast (under) / overspend @ Outturn	Forecast (under) / overspend @ Mth7	Variance Mth7 to Outturn
	'000's	'000's	'000's	'000's	'000's	'000's	'000's
Chief Executives Unit	4,470	183	4,654	4,735	82	110	(28)

CEO DIRECTOR'S COMMENTARY AT OUTTURN

Legal & Land Charges (Officer Matt Phillips)

The dominating factor throughout the year has been the increasing demand in the Children Services work combined, earlier in the year, with legacy information management systems, which resulted in the need for some work to be sent externally and agency staff to be brought in to counter that trend. The implementation of the new IS and successful completion of the recruitment campaign from the previous budget, combined with moving early to recruit on the basis of the 20/21 budget plan, has had a clear impact on this situation, with the £30k variance to the good the financial result of this move.

The Land Charges income has been depressed throughout the Brexit years owing to a sector wide lack of confidence owing to the elongated debate and uncertainty. The Election in December and subsequent clarity started to show signs of the market picking up, before CV19 completely took the legs from that recovery. As the housing market in Wales is effectively shut down currently, the impact of this is going to be felt into the next FY.

Policy, Governance & Support (Officer Matt Gatehouse)

The Policy and Governance division incurred a £60K overspend. The significant part of this resulted from the inability to deliver a £60K budgeted saving in the contact centre. Overspends also occurred from additional costs associated with the operation of the Post Office in Usk Community Hub and staffing costs associated with the delays consolidating services in the refurbished Abergavenny Town Hall. These were offset by better than anticipated performance in Community Education resulting from increased income.

LEGAL & LAND CHARGES

Outturn Forecast £'s	Month 2	Month 7	Actual Outturn	Variance to Month 7
deficit / (surplus)	20,000	62,000	21,000	(41,000)

Legal has overspent by £11,000, this is due increased agency costs to support children services and additional Software costs. This has been part offset by staff savings due to a member of staff finishing in December. The variance from Month 7 relates to improved income and staff vacancy, both of which were not known at Month 7.

Land charges has overspent by £10,000. This is due to income coming in below budgeted target as a result of a reduction in the number of residential and commercial searches due to uncertainty around Brexit and more recently Covid19. Improvement from month 7 relates to server hardware costs that have been delayed until 20-21.

GOVERNANCE, DEMOCRACY & SUPPORT

Outturn Forecast £'s	Month 2	Month 7	Actual Outturn	Variance to Month 7
deficit / (surplus)	10,000	48,000	61,000	13,000

Community Education has underspent by £65,000. This is due to increased income generation from the Skills at Work programme and the ability to claim core salary costs against the programme, in addition Coleg Gwent franchise funding was better than anticipated and is the main reason for the £35k improvement from Month 7.

Community Hubs has overspent by £49,000, this is due to a number of significant developments this year such as the opening of Usk Post Office and the redevelopment of Abergavenny and Caldicot sites, this has led to increased staff hours in places - in addition the service has also had to incur additional IT costs over and above budget. This is a £25,000 negative swing from Month 7 and can be attributed to increased IT costs, Caldicot Hub furniture replacement and additional staff hours that were not known in October.

The Contact Centre has overspent by £82,000. This is mainly due to the inability to meet a MTFP saving target built into the 19/20 budget. Despite introduction of the chatbot and a vacancy freeze savings are being diminished as we are seeing an increase in demand on services rather than a decrease, for example when MCC changed its waste & refuse provision calls went up 55% compared to the same quarter last year. This has led to backfilling of posts with agency staff. There is also a shortfall in software budget of approx £28k.

Democratic Services has overspent by £6,000. The main reason for the overspend is an increase in staffing costs due to the additional general election. This is a £26,000 negative swing from month 7 and is due to the extent of additional staffing not being known.

Policy & Partnerships has underspent by £5,000, this is due to a saving from a vacant post offset in part by increased Welsh translation costs. This is a £12,000 negative swing from Month 7 and can mainly be attributed to increased translation costs that were not known at Month 7.

SLT Support has underspent by £12,000, this is due to staff savings from a vacant post.

Service Area	Original Budget	Budget Adjustments	Revised Budget	Actual Outturn	Forecast (under) / overspend @ Outturn	Forecast (under) / overspend @ Mth7	Variance Mth7 to Outturn
	'000's	'000's	'000's	'000's	'000's	'000's	'000's
Resources	6,647	957	7,603	7,191	(413)	95	(508)

RESOURCES DIRECTOR'S COMMENTARY AT OUTTURN

I am pleased and from a Chief Officer perspective to be able to report a notable improvement in the outturn position and from that reported at month 7. The under spend at outturn amounts to £413k and a positive swing from month 7 of £508k.

Finance has continued to see staff savings from senior vacancies held, though this is not sustainable and will be addressed through a recruitment process that will recommence shortly. Savings have also resulted from an under spend in discretionary business rate relief and which was subsequently reviewed as part of the 20/21 budget process. Finally savings have resulted from system development being delayed.

The laptop replacement budget (£99k) had been released in-year and funded from capital to assist with the in-year budget recovery plan and was offset in part by a small over spend against the SRS core budget (£29k).

An over spend in Raglan Training resulting from a drop off in external course income (£77k). This has however been offset by staff vacancy savings and targeted savings against supplies and services budgets.

The Future Monmouthshire budget has over spent consistently through the year and in respect of cross-cutting savings that were unable to be achieved. Adjustments were made as part of the 20/21 budget process to ensure that the pressure did not carry forward.

Commercial and Corporate Landlord Services have seen a £264k surplus at outturn and driven almost entirely by changes from month 7. Of note £176k of savings against corporate building maintenance budgets result from WG funding received during the year and the solar farm generating £169k of savings. Furthermore commercial investments in Castlegate and Newport Leisure Park have performed well as a portfolio returning in line with budgeted savings and income. Notable savings have been offset by redundancy costs in property services from the restructure and market income being impacted adversely towards the end of the year.

FINANCE

Outturn Forecast £'s	Month 2	Month 7	Actual Outturn	Variance to Month 7
deficit / (surplus)	(123,000)	(47,000)	(291,000)	(244,000)

Finance & Improvement has underspent by £156k, this is mainly due to staff savings as a result of 2 senior finance staff vacancies. In addition, we have seen increased income as we were able to recharge staff time to the CSC

foundry and underspends in supplies & Services (both of which were not factored in at Month 7 and is the reason for £35k positive swing)

Revenues has underspent by £50k, due in the main to an underspend in charity relief of £101k as the authority did not spend the business rate support budget, this has been offset by an overspend in Council Tax of £55k where we have seen a reduction in budget as a result of the Resources Restructure. This is a positive swing from Month 7 of £169k and is due to the Charity Relief underspend not being known in October and pension costs included in Council Tax overspend at month 7 being funded from Corporate.

Systems & Exchequer has underspent by £83k. This is due to underspends in staffing due to part year vacancies and a reduction in system development costs as upgrades have been delayed or project work has been undertaken in-house rather than use consultants. This is a £38k improvement from month 7 and is mainly due to system development spend coming in below Month 7 estimates.

INFORMATION, COMMUNICATION & TECHNOLOGY

Outturn Forecast £'s	Month 2	Month 7	Actual Outturn	Variance to Month 7
deficit / (surplus)	(68,000)	(45,000)	(70,000)	(25,000)

ICT has underspent by £70,000, this is due to an underspend in our Digital Programme office of £99k mainly as a result of passporting in-year laptop spend into capital. This has been offset by a £29k overspend in SRS where our final annual contribution exceeded available budget. The positive swing from Month 7 relates to a reduction in SRS overspend as were able to move project officer costs into Social Services.

PEOPLE

Outturn Forecast £'s	Month 2	Month 7	Actual Outturn	Variance to Month 7
deficit / (surplus)	2,000	6,000	1,000	(5,000)

Customer Relations has underspent by £13k due to a reduction in the number of complaints that required investigating and a conscious effort by the team to reduce spend.

Emergency Planning has underspent by £6k due to savings in Supplies & Services.

People Services has overspent by £22k, this is due to :-

- An overspend in Payroll of £7k mainly due to system development works
- An overspend in Raglan Training Centre of £77k due to a drop off in external course income.
- An underspend in Corporate Training of £26k due to a staff vacancy saving.
- An underspend in People Management of £14k due to staff savings.
- An underspend of £23k in Occupational Health due to a reduction in external costs.

FUTURE MONMOUTHSHIRE

Outturn Forecast £'s	Month 2	Month 7	Actual Outturn	Variance to Month 7
deficit / (surplus)	207,000	179,000	210,000	31,000

Future Monmouthshire has overspent by £210k due to cross-cutting savings relating to Digital £78k, Travel £50k, and Agency £80k being built into the MTFP savings, these have not been achieved. There are salary savings from officer secondment from Nov 2019 being offset by budget virements in relation to the resource restructure.

COMMERCIAL & CORPORATE LANDLORD

Outturn Forecast £'s	Month 2	Month 7	Actual Outturn	Variance to Month 7
deficit / (surplus)	(124,000)	2,000	(262,000)	(264,000)

Property Services & Facilities Management has underspent by £176,000, this is due to :-

- Property Services has overspent by £72k. This is mainly due to £105k of redundancy costs as a result of a service restructure. These have been offset by the net effect of staff vacancy savings and a reduction in capital fee income. This is a £46,000 negative swing from month 7 and is mainly due to the impact of redundancy not being known in October.
- Corporate Building Maintenance has underspent by £176k. This is due to additional funding being provided in the capital programme to allow us to move spend across from revenue, in addition we were able to move school related spend to the WG Schools Refurbishment Grant. Both funding streams have created an in-year benefit to the revenue budget. The school grant was not made available until after M7 and is the main reason for the £176k variance.
- Property Accommodation has underspent by £42,000. This is mainly due to underspends in utility costs and premises repair budgets across our portfolio of buildings, the extent of which was not known at Month 7.
- Office Services & Telephony has underspent by £26k. This is due to underspends in call charges, supplies & services and computer consumables. This has been part offset by a staff redundancy as a result of service restructure.

Asset Management has underspent by £96,000, the main variances are :-

- Sustainability has underspent by £47k as a result of solar panel income coming in higher than anticipated and is the reason for the variance from Month 7.

- The Solar Farm has underspent by £169k. This is due to income increases from higher ROC tariffs, a £72K reduction in cost of maintenance contract as compensation for performance issues and £18k saving on inverter replacement. The variation from month 7 relates to the maintenance rebate which was not known at M7 and higher ROC income than originally forecast.
- Newport Leisure Park has underspent against budget by £95k. This is due to a reduction in professional fees (tenants pay some of the fees directly to Alder King, which was unknown earlier in the year) and a saving in financing as our loan repayment was lower than originally forecast. This is a £45k positive swing from Month 7 and relates to the reduction in professional fees not being known at month 7.
- Castlegate has generated a £125k surplus in 2019-20. This is £85k below our expected target so we have an overspend against budget. The main reasons for this are reduced rental income due to vacant units (10 vacant units Feb 20) and increased maintenance costs to cover dilapidation works in certain units. This was due to be covered by the dilapidations reserve but the decision has been made not to draw on it in 19-20 and roll it forward to 20-21 and is the main reason for the £28k negative swing from month 7.
- Markets has overspent by £58k, this is due to a shortfall in stall rental due to the disruption caused by the Market Hall refurbishment project and the complete closure in March as a result of the Covid 19 lockdown. This is a £30k negative swing from Month 7 as the impact on income by further building delays was not known in October.

Service Area	Original Budget	Budget Adjustments	Revised Budget	Actual Outturn	Forecast (under) / overspend @ Outturn	Forecast (under) / overspend @ Mth7	Variance Mth7 to Outturn
	'000's	'000's	'000's	'000's	'000's	'000's	'000's
Corporate	23,104	(908)	22,196	16,412	(5,783)	(461)	(5,322)

CORPORATE MANAGEMENT

Outturn Forecast £'s deficit / (surplus)	Month 2	Month 7	Actual Outturn	Variance to Month 7
	54,000	4,000	(4,931,000)	(4,935,000)

The large movement since month 7 is explained by the mitigations outlined in section 3 of this report:

Capitalisation Direction £3,250k: Costs eligible for capitalisation and outlined in Appendix 1 of this report have been shown as removed from the Corporate budget line as opposed to adjusting all other service budget lines. This means that the variance in actual spend since month 7 can be isolated and explained here as opposed to creating offsetting variances across all other services which would have proved difficult to explain in the individual budget commentaries.

HMRC VAT refund relating to Ealing judgement £2.1m: This refund was received in March 2020, and although it was known about at the month 7 monitoring period it was not included in the revenue forecast as there was a large degree of uncertainty surrounding the value and timing of any such claim.

INSURANCE

Outturn Forecast £'s deficit / (surplus)	Month 2	Month 7	Actual Outturn	Variance to Month 7
	0	49,000	(368,000)	(417,000)

Underspend of £250k due to a reduction in the provision for future claim settlement costs based on the latest data surrounding claims received at 31st March 2020 but not settled. This estimate is based on year end data from Insurers and as such is difficult to forecast during in year monitoring periods.

Claim costs settled in year totalling 70k have been covered from the Insurance reserve rather than the in-year budget as they relate to claims taken account of in the last actuarial review in 2016 where money was set aside in the reserve to cover future potential costs.

There are further savings in year against premium (£27k) due to additional recoupment since month 7 and professional fees of £24k due to planned work being delayed.

PRECEPTS & LEVIES

Outturn Forecast £'s deficit / (surplus)	Month 2	Month 7	Actual Outturn	Variance to Month 7
	(152,000)	(152,000)	(152,000)	0

Underspend on Fire Authority precept of £180k due to late confirmation that central government would fund part of the increased employer's pension contributions they were facing.

Offset by £28k increased contribution to the Coroners service due to increased workload and staffing requirements.

NON DISTRIBUTED COSTS

Outturn Forecast £'s deficit / (surplus)	Month 2	Month 7	Actual Outturn	Variance to Month 7
	62,000	80,000	110,000	30,000

Overspend primarily due to additional pension strain costs relating to redundancies agreed after the budget was set. Strain costs relate to staff who retire before their normal pension age and where the employer is required to top up the pension fund to cover the shortfall in contributions.

STRATEGIC INITIATIVES

Outturn Forecast £'s	Month 2	Month 7	Actual Outturn	Variance to Month 7
deficit / (surplus)	(442,000)	(442,000)	(442,000)	0

Primarily due to the central redundancy cost budget not being called upon during the year due to services incurring the costs within their own services.

Service Area	Original Budget	Budget Adjustments	Revised Budget	Actual Outturn	Forecast (under) / overspend @ Outturn	Forecast (under) / overspend @ Mth7	Variance Mth7 to Outturn
	'000's	'000's	'000's	'000's	'000's	'000's	'000's
Appropriations	7,821	(1,425)	6,396	5,967	(429)	(291)	(138)

INTEREST & INVESTMENT INCOME

Outturn Forecast £'s	Month 2	Month 7	Actual Outturn	Variance to Month 7
deficit / (surplus)	(34,000)	(112,000)	(301,000)	(189,000)

The Surplus is comprised of £83k Interest element on the HMRC VAT rebate; A £68k extra Interest receipt on the deferred income received in year relating to the Crick Road land disposal that was unbudgeted.

Also £76k - the Pooled Investment funds have returned an average of 4.31% in 2019/20 financial year compared to the 1.43% budgeted for the longer term holding of investments.

£40k – as Short-term cash deposits have been invested at a considerably higher balance level than originally budgeted for at the beginning of the financial year.

£33k – unbudgeted Wayleaves and Easements receipts and other Capital Receipts under £10k, which are classified as revenue income.

INTEREST PAYABLE & SIMILAR CHARGES

Outturn Forecast £'s	Month 2	Month 7	Actual Outturn	Variance to Month 7
deficit / (surplus)	(153,000)	(152,000)	(100,000)	52,000

The underspend of £100,000 is mainly made up of a saving of £85k as a treasury charge was made to the Newport Leisure Park service area for a long term loan taken out but already budgeted within appropriations;

An underspend of £61k due to a lower than budgeted interest rate being payable to the PWLB for the Authority's variable rate loan ;

Offset by;

£27k - Higher levels of borrowing than budgeted including interest paid to small parties whose cash we hold (not specified at previous reporting months)

£19k - Budget returned to Leisure as overcharged for borrowing costs

CHARGES REQUIRED UNDER REGULATION

Outturn Forecast £'s	Month 2	Month 7	Actual Outturn	Variance to Month 7
deficit / (surplus)	49,000	(27,000)	(28,000)	(1,000)

A budgeted reduction in MRP of £120k did not occur, as capital receipts were not set aside as planned at the end of 2018/19.

This has been more than offset by:

The budget for 21C schools, DFGs and Sewerage Works improvements not being required until 20/21 - £36k;

The effect of the MRP profile increasing over the life of the assets (e.g. £4.2m of Waste vehicles) where modelled in equal instalments - £36k;

Part of the Newport Leisure Park capital was not spent in 18/19 but a charge made to the service for the total - £13k;

The Interest component of the charge to the service for borrowing costs for Monmouth LC was included in MRP & so surplus - £37k;

Other small savings like City Deal capital reduced, J Block/Carpark refurbishment deferred, DFG financing adjustment - £25k

Service Area	Original Budget	Budget Adjustments	Revised Budget	Actual Outturn	Forecast (under) / overspend @ Outturn	Forecast (under) / overspend @ Mth7	Variance Mth7 to Outturn
	'000's	'000's	'000's	'000's	'000's	'000's	'000's
Financing	(161,772)	(23)	(161,794)	(162,447)	(653)	(584)	(69)
COUNCIL TAX							
Outturn Forecast £'s	Month 2	Month 7	Actual Outturn		Variance to Month 7		
deficit / (surplus)	0	(467,000)	(504,000)		(37,000)		
The trend of increasing council tax discounts continued through 2019/20 to outturn, although not to the extent of last year. A healthy number of new properties came into our tax base during 2019/20 and finished ahead of the tax base that was set.							
COUNCIL TAX REDUCTION SCHEME							
Outturn Forecast £'s	Month 2	Month 7	Actual Outturn		Variance to Month 7		
deficit / (surplus)	(58,000)	(117,000)	(149,000)		(32,000)		
This under spend position at year-end reflects the number of awards made throughout the year. Caseloads have fallen during 2019/20, but are expected to increase in 20/21 with the impact of the Covid-19 Pandemic.							

5 2019/20 BUDGET SAVINGS OUTTURN

5.1 This section monitors the specific savings initiatives and the progress made in delivering them during 2019-20 as part of the 2019/20 MTFP budgeting process.

Disinvestment by Directorate 2019/20	2019-20 Budgeted Savings	Month 2 Forecast	Month 7 Forecast	Actual Saving at Outturn	Delayed Savings into 2020-21	Savings deemed unachievable
	'000's	'000's	'000's	'000's	'000's	'000's
Children & Young People	(1,234)	(1,208)	(1,208)	(1,208)	0	(26)
Social Care & Health	(1,246)	(1,205)	(1,115)	(1,115)	0	(131)
Enterprise Resources	(1,480)	(969)	(930)	(930)	(152)	(399)
Chief Executive's Unit	(1,342)	(1,303)	(1,236)	(1,207)	(135)	0
Appropriations	(106)	(96)	(46)	(46)	(60)	0
Financing	(282)	(162)	(162)	(162)	0	(120)
	(756)	(756)	(756)	(756)	0	0
Total	(6,446)	(5,669)	(5,453)	(5,424)	(347)	(676)

5.2 Mandated saving performance has not changed materially from the month 7 forecast and 84% of budgeted savings have been achieved during the year. Savings deemed unachievable have increased by £90k since month 7 due to the saving budgeted for

recovery of additional residential care charges from service user property sales not being deemed as achievable.

- 5.3 A full list of the progress against savings mandates can be found at Appendix 3 to this report.

6 CAPITAL OUTTURN

- 6.1 The summary forecast Capital position at outturn is as follows:

Capital Outturn Position 2019/20

Select Portfolio	Slippage B/F	Original Budget	Budget Adjustments	Slippage C/F	Revised Budget 2019/20	Actual	Variance
	£000's	£000's	£000's	£000's	£000's	£000's	£000's
Expenditure							
Children & Young People	2,219	840	1,878	(1,245)	3,692	3,236	(456)
Economic & Development	465	16,977	1,489	(17,496)	1,435	1,418	(17)
Adult	0	300	316	(300)	316	316	0
Strong Communities	7,165	8,854	9,900	(5,801)	20,118	19,044	(1,074)
Total Expenditure	9,850	26,971	13,583	(24,842)	25,561	24,014	(1,547)
Financing							
Supported Borrowing	0	(2,403)	0	0	(2,403)	(2,403)	0
General Capital Grant	0	(2,275)	0	0	(2,275)	(2,275)	0
Grants and Contributions	0	(975)	(6,024)	393	(6,606)	(5,310)	1,296
S106 Contributions	(1,316)	0	(688)	1,052	(952)	(952)	1
Unsupported Borrowing	(6,956)	(18,852)	(2,188)	22,546	(5,450)	(6,270)	(820)
Earmarked Reserve & Revenue Funding	(169)	(16)	(340)	239	(286)	(297)	(11)
Capital Receipts	(1,409)	(950)	(4,342)	612	(6,089)	(5,910)	179
Leasing	0	(1,500)	0	0	(1,500)	(598)	902
Total Financing	(9,850)	(26,971)	(13,583)	24,842	(25,561)	(24,014)	1,547

- 6.2 The capital expenditure outturn shows a net underspend of £1.5m against budget which can largely be attributed to specific grant funded schemes which have not progressed during the year (£990k) due to delays in planning, design and consultation across various schemes. Below is a breakdown of the significant schemes which did not fully spend the allocated grant budget during 2019/20 and as such the full amount of grant will not be claimed. There will be no adverse impact on capital budget in 2020/21 as the funding will either not be required or the funding has already been rolled forward and into grant allocations.

Scheme	Underspend against grant budget
LTF Active Travel Mapping	£126,249
LTF – Abergavenny Town Centre Public Realm	£116,321
LTF – Caldicot Regeneration Scheme	£77,729
ATF - Abergavenny Town Centre	£300,000
LTF Severn Tunnel Junction Improvements 2019/20	£304,967

- 6.3 Alongside this finalisation of works at Monmouth and Caldicot schools have come in within budget (£385k).
- 6.4 Capital financing variances primarily follow the reasons for the above expenditure variances with grants showing a variance of £1.3m as the related expenditure was not incurred. There is a related variance within unsupported borrowing and leasing where it was more financially beneficial to the Authority to finance vehicle purchases from borrowing instead of leasing as initially budgeted.
- 6.5 Capital slippage totals £24.8m and is shown in detail in Appendix 2 to this report. A significant amount of the delay (£21.9m) was outside of the control of the Authority with one scheme (Asset Investment Fund) accounting for two thirds of the total slippage. Member are asked to endorse this budget being slipped into the 2020/21 financial year to allow works to continue to progress to a conclusion.
- 6.6 **Useable Capital Receipts Available**
- 6.7 In the table below, the effect of the changes to the forecast capital receipts on the useable capital receipts balances available to meet future capital commitments is shown. This is also compared to the balances forecast within the 2019/23 MTFP capital budget proposals.

	2019/20	2020/21	2021/22	2022/23	2023/24
	£000	£000	£000	£000	£000
Balance as at 1st April	4,414	2,812	8,656	8,896	9,337
Capital receipts used for financing	(2,660)	(2,046)	(859)	(859)	(859)
Capital receipts used to support capitalisation direction	(3,250)	(1,416)	0	0	0
Capital receipts Received or Forecast	4,309	9,307	1,098	1,300	100
Forecast Balance as at 31st March	2,812	8,656	8,896	9,337	8,579
Forecast Balance 2019/23 MTFP	8,144	14,001	14,766	14,531	-
Variance compared to 2019/23 MTFP	(5,332)	(5,345)	(5,870)	(5,194)	8,579

- 6.8 The balances forecast to be held at the end of each financial year are lower than forecast in the 2019/23 MTFP. Ignoring timing differences in the realisation of receipts this can largely be attributed to the use of receipts under the capitalisation direction outlined in section 3 and detailed in Appendix 1 of this report. The actual use of £3.25m in 2019/20 and budgeted use of £1.4m in 2020/21 was not planned in the 2019/23 MTFP.

7 RESERVES

- 7.1 The Council has unallocated reserves in the form of the Council Fund balance and School balances. It also has Earmarked Reserves that are created for a specific purpose.
- 7.2 Revenue and Capital monitoring reflects an approved use of reserves. A specific analysis is undertaken at every formal periodic monitoring exercise to establish whether reserve cover conveyed to them by members will be fully utilised within the financial year. Where it is apparent this is not the case, both the reserve movement budget in the appropriations section and the expenditure budget within service directorate is adjusted. This is to prevent any imbalance in the bottom line position for net cost of services.
- 7.3 During the financial year Audit committee receive periodic updates as part of their delegated responsibility to evaluate the adequacy and use of reserves.
- 7.4 A summary of in-year reserve movements is shown below. Reserve contributions have only been agreed where necessary in relation to their intended use and where supported by decision or appropriate evidence.

Reserve	Balance B/F 01/04/2019	Contributions To	Contributions From	Balance C/F 31/03/2020
Council Fund (Authority)	(7,110,869)	(1,795,914)	0	(8,906,783)
School Balances	232,404		202,724	435,128
Total Council Fund	(6,878,465)	(1,795,914)	202,724	(8,471,655)
Invest to Redesign	(1,083,167)	(278,313)	233,024	(1,128,456)
IT Transformation	(479,139)	0	225,304	(253,835)
Insurance and Risk Management	(1,018,744)	0	83,412	(935,331)
Capital Receipt Generation	(278,880)	0	97,648	(181,232)
Treasury Equalisation	(990,024)	0	0	(990,024)
Redundancy and Pensions	(332,835)	0	88,038	(244,797)
Capital Investment	(643,337)	0	15,999	(627,338)
Priority Investment	(405,000)	0	0	(405,000)
Museums Acquisitions Reserve	(52,885)		0	(52,885)
Elections Reserve	(83,183)	(35,000)	0	(118,183)
Grass Routes Buses Reserve	(151,084)	(5,000)	0	(156,084)
Youth Offending Team	(150,000)		0	(150,000)
Building Control trading reserve	(14,490)		13,168	(1,322)
CYP maternity	(135,795)		88,453	(47,342)
Plant & Equipment reserve (Highways)	(33,541)	(75,000)	0	(108,541)
Homeless Prevention Reserve Fund	(49,803)	0	0	(49,803)
Solar Farm Maintenance & Community Fund	(41,000)	(23,000)	0	(64,000)
Newport Leisure Park Reserve	(61,899)		0	(61,899)
Castlegate Reserve	(79,500)		0	(79,500)
Local Resilience Forum Reserve (Gwent PCC Tfr)	(115,090)	(84,360)	1,809	(197,641)
Rural Development Plan Reserve	(413,190)	(116,317)	0	(529,507)
Total Earmarked Reserves	(6,612,587)	(616,990)	846,856	(6,382,720)
Total Useable Revenue Reserves	(13,491,052)	(2,412,904)	1,049,580	(14,854,375)

8 SCHOOLS RESERVES

8.1 Each of the Authority's Schools is directly governed by a Board of Governors, which is responsible for managing their school's finances. However, the Authority also holds a key responsibility for monitoring the overall financial performance of schools.

8.2 In Educational Cluster summary form, the outturn School Balances are:

School Reserve Balances by Educational Cluster	Opening Reserves 2019/20 (surplus)/deficit (£'s)	In year net usage 2019-20 (£'S)	Outturn Position 2019/20 (surplus)/deficit (£'S)
Abergavenny Cluster	(219,758)	101,875	(117,884)
Caldicot Cluster	74,800	84,873	159,673
Chepstow Cluster	(68,589)	92,702	24,113
Monmouth Cluster	607,109	(88,755)	518,354
Special Schools	(161,157)	12,029	(149,128)
Total	232,405	202,724	435,129

8.3 15 schools started 2019/20 financial year in deficit compared to 17 schools finishing the year in deficit. Within this the following movements in/out of deficit occurred:

Into Deficit	Out of Deficit
Chepstow Comprehensive	Our Lady and St Michael's RC Primary
Rogiet Primary	Castle Park Primary
Ysgol Gymraeg Y Fenni	Pembroke Primary
Osbaston Primary	
Pupil Referral Unit	

8.4 The local authority has funded teachers' pay award for the last 2 years and recent teachers pensions increases has been afforded by WG grant, so the use of reserves is borne by other factors. The budgets are closely monitored by the directorate finance team to ensure that spend remains in line with budgets where possible.

8.5 Whilst any extraordinary funding from WG and beneficial revisions to budgeted draw on reserves will sustain the reserve situation for longer than is often predicted, all schools reporting a deficit must have a recovery plan that brings the school into a surplus within 3 years. Should this need to be extended to 5 years this needs to be agreed with the relevant Cabinet members. In addition to this from the financial year 2020/21 schools can access an interest free loan from the Authority with a repayment period of up to 10 years.

8.6 The deficit position within the secondary area (£931k) remains particularly acute and increasing for the four secondary schools. Monmouth Comprehensive is particularly significant at a £463k deficit, King Henry Comprehensive has not met their recovery target, however at all stages the school have kept the LA informed of progress. Relevant Cabinet members and senior officers are content that variances are management and in line with expectations.

8.7 Select members are advised to review the assessment in Appendix 4 where progress against their recovery plans is shown. The evaluation criteria reflects whether they are in deficit and the extent of such and whether they are within tolerance of an agreed recovery plan. Where schools move from their recovery plan they may be asked to meet with

relevant Cabinet Members to evaluate any issues and in addition to this Scrutiny Committees can call Heads and Chairs of Governors to account for any movements.

8.8 Schools have been reminded of the recovery plan process and the requirement to agree any deficit with the Chief Officer so that the appropriate challenge can be put in place. Further consideration is being given to further changes that need to be made to ensure that robust budget management arrangements are in place.

8.9 In light of the COVID-19 pandemic the impact on school finances and budgets are being reviewed for 2020-21 and this will be reported back to Cabinet as part of the month 5 budget monitoring report.

9 OPTIONS APPRAISAL

9.1 Not applicable

10 EVALUATION CRITERIA

10.1 Not applicable

11 REASONS

11.1 To improve budget monitoring and forecasting information being provided to Senior Officers and Members.

12 RESOURCE IMPLICATIONS

12.1 As reported in the body of this report.

13 WELLBEING OF FUTURE GENERATIONS (INCORPORATING EQUALITIES, SUSTAINABILITY, SAFEGUARDING AND CORPORATE PARENTING):

13.1 There are no implications directly arising from the recommendations and decisions highlighted in this report.

14 CONSULTEES

Strategic Leadership Team
All Cabinet Members
Head of Legal Services

15 APPENDICES

Appendix 1 – Capitalisation schedule
Appendix 2 – Capital slippage schedule
Appendix 3 – Budget savings matrix
Appendix 4 – Schools reserve balances

16 AUTHORS

Peter Davies – Chief Officer, Resources

peterdavies@monmouthshire.gov.uk

Jonathan Davies – Finance Manager

jonathansdavies@monmouthshire.gov.uk

This page is intentionally left blank

Capitalisation Directive 2019-20

Directorate	£000's	Justification
<u>Children & Young People</u>		
Mounton House Recoupment Income reduction caused by reduced demand for service following anticipated closure	300	Service Reconfiguration
Preparing for new ALN bill	121	Service Reconfiguration
Revision to Education Psychology service to cover early years and wellbeing in schools	40	Service Reconfiguration
Education - Mounton House Redundancies	482	Service Reconfiguration
Education - Inclusion Centres	99	Service Reconfiguration
SEND ALN portal costs	17	Driving Digital Approach
	1,059	
<u>Social Care & Health</u>		
Joint Local authority working (GWICES, Sc. 33, Frailty, regional safeguarding board, Gwent foster fee harmonisation and care home pooling)	113	Pilot Schemes
WCCISS Post from F022	39	Service Transformation
"Turning World Upside Down" on boarding	183	Service Transformation
SCH - IT scheme costs	50	Driving Digital Approach
	384	
<u>Enterprise</u>		

City Deal - Annual spend	62	Integrated Services
Contribution cost - project gwyrdd -admin etc...	35	Integrated Services
Waste Polypropolene bag rollout - additional staff, media & Monitoring	10	Service Reform
AGI Co-ordinator - Staff time.	14	Service Reform
Highways - Redundancy Cost as a result of restructure	39	Service Reconfiguration
Car Parking - Redundancy Cost as a result of restructure.	30	Service Reconfiguration
Passenger Transport - Service Transformation Staff costs	69	Service Reconfiguration
Waste Recycling Review - Additional Agency costs	200	Service Reconfiguration
Waste Recycling Review - Additional Vehicle Hire Costs	16	Service Reconfiguration
Waste Recycling Review - Staff Support Costs	10	Service Reconfiguration
Waste Recycling Review - Extra Staff in Contact Centre	13	Service Reconfiguration
Waste Recycling Review - In Cab Licences	12	Service Reconfiguration
Waste HWRC Permit introduction - Permit letters, Security Firm Costs, Signage	40	Service Reconfiguration
Waste Project Officer time	80	Service Reconfiguration
Developing Economic growth and ambition statement inc design costs	1	Service Reconfiguration
Local Development Plan Costs	129	Service Reconfiguration
Waste - Redundancy as a result of service restructure.	30	Service Reconfiguration
Planning - Redundancy as a result of service restructure.	22	Service Reconfiguration
Passenger Transport - Sharing Senior Management with Newport CC	38	Staff Sharing
Commercial Officer - Time spent on Ops commercialisation.	31	Service Commercialisation
	880	
Resources		
Council Tax - Redundancy cost relating to merger with TCBC	26	Service Reconfiguration
Atebion cost	16	Service Transformation
Market Hall - redevelopment affect on income	56	Service Reconfiguration
Future Monmouthshire - Staff Cost	43	Service Transformation
HR System review - Staff time, consultant costs	32	Service Transformation
Property Services - Redundancies as a result of service restructure	106	Service Reconfiguration

Office Services - Redundancies as a result of service restructure	30	Service Reconfiguration
HR - Redundancy as a result of service restructure.	24	Service Reconfiguration
Audit - Sharing Audit manger with Newport CC	36	Staff Sharing
Digital Programme office	305	Driving a Digital Approach
	674	
<u>MonLife</u>		
Chepstow TIC - Equipment	7	Service Reconfiguration
Cost of MonLife transformation. Beavan Britten / Brand Development Launch Costs/ Rebranding/ Website Redesign	29	Setting Up Alternative Delivery Model
Leisure Strategy	24	Setting Up Alternative Delivery Model
OEC Strategy	10	Setting Up Alternative Delivery Model
OEC Redundancy	42	Service Reconfiguration
Staff time for Caldicot LC	8	Setting Up Alternative Delivery Model
	120	
<u>Chief Executives</u>		
Legal - Additional Agency cost whilst remodeling service.	21	Service Transformation
Call centre - increased staff time in contact centre	21	Service Transformation
Community Hubs reconfiguration/Post office - addiitonal hours incurred - IT systems	39	Service Reconfiguration
MyMon, contact centre. - CHATBOT	25	Driving a Digital Approach
Legal IT system (IKEN & LEXIS NEXIS)	27	Driving a Digital Approach
	133	
TOTAL	3,250	

This page is intentionally left blank

Select	Project Code	Project Description	Total Approved Budget	Slippage Requested	Reason Project has been delayed against original budgeted Profile	Was delay Authority Controllable?
CYP	96632	21st Century Schools Team	702,046	638,678	This relates to band B and is required for feasibility etc. Delay due to scope of project not moving on at expected pace during 2019/20	YES
CYP	90870	S106 – ALN Overmonnow Special Needs Resource Base	201,000	201,000	A delay in contract organisation due to internal factors means that the project has been planned and will commence in new financial year	YES
CYP	98218	Schools Improvement Grant 1819	247,146	180,106	Several projects over schools, some have been delayed due to planning and other external factors	NO
CYP	98903	Gilwern Primary School Foundation Area	90,866	85,735	A delay in the contract organisation due to internal factors has meant the project will be planned and will commence in new financial year	YES
CYP	98621	ESR: Access For All	50,000	46,208	£20,056 - Expenditure moved to School Refurbishment Grant. £26,152 - remaining uspend to be slipped as well. We were unable to start a large scheme that was planned at a primary school- we need to slip the funding into next year to enable us to complete	YES
CYP	98681	Monmouth Leisure Centre/Pool Redesign	42,089	42,089	There has been no designs drawn up so we haven't got any costs in 1920. We have put in a bid for active travel to link the leisure centre with the town, and an audit of what the public want/ we need. i think it is priority 4 in the bid. so it would make sense to slip the money to be able to get this work prepared	YES
CYP	98219	Upgrade School Kitchens	39,725	31,341	Slip - Expenditure delayed via School Refurbishment Grant reallocation	YES
CYP	98906	Caldicot Cluster Project	20,000	20,000	This is part of a wider project at Y ffin, discussions with WG to best decide how money is spent	NO
E&D	90883	Magor Walking Routes, Access & Promotion	5,000	4,608	Work on RCDF grant funded elements took priority due to grant spending deadline of 31/3/20, resulting in this work being largely delayed. LL/RCDF work has delivered key interpretation promoting Magor walking routes which the S106 money now needs to deliver on the ground. MUCC will carry their committed funding over to 2020/21 FY and it is hoped this S106 project can be completed in 2020/21 FY dependent on impact of Covid-19 on work priorities and leads going forward	NO
E&D	90885	Warrenslade Woodland Management	12,392	9,569	Underspend due to holding majority of S106 money back in case required to fund woodland management work in future years needed to address any impact of ash dieback disease on site, which will become apparent early in 20/21.	NO
E&D	90869	S106 – CCR Project Development Funding	41,847	41,847	Funding not needed in 2019-20 as late TRI and LTF grants covered costs. Needs to be slipped into 20-21 to form part of MCC match funding to complete the scheme.	YES
E&D	90320	Caerwent House, Major Repairs	50,800	50,800	House purchased, Grade II listed, on-going This budget needs to be slipped as it relates to potential costs relating to a pending planning appeal which hasn't materialised as yet.	NO
E&D	96634	Windows 10 Laptops	306,300	112,631	We were unable to purchase the total number of laptops required in 19-20 due to external market conditions so a request is made to slip the funding into 20-21 to enable completion of replacement programme.	YES
E&D	90041	Capital Region City Deal	641,987	641,987	While Regional Cabinet has the power to quickly mobilise projects depending upon need but always subject to the IIF, it is currently anticipated that these resources will not be required in this Financial Year. The process of pulling together the 2020/21 Annual Business Plan is underway and will allocate estimated capital and revenue requirements for next financial year and beyond	NO

Select	Project Code	Project Description	Total Approved Budget	Slippage Requested	Reason Project has been delayed against original budgeted Profile	Was delay Authority Controllable?
E&D	90325	Asset Investment Fund	16,634,497	16,634,497	Identification of suitable schemes is very much dependent on market conditions and appropriate level of risk being identified in the investment. As such the Investment project will continue into the 2020/21 financial year	NO
SCH	90328	Crick Road Care Home	586,104	300,000	All planned expenditure for the year has now be secured against the ICF grant via Health. Via the Crick Rd project board we agreed for use of Health ICF monies rather than lose this funding, spend Council funds and then have a shortfall later in the scheme	NO
SCOMM	90848	S106 Sycamore Field, Magor (Kingfisher Rise - Magor West)	73,236	236	Small item of work to be completed in 2020/21	NO
SCOMM	90871	S106 - Chepstow Town Football Club Facility Improvement	3,304	380	Small item of work to be completed in 2020/21	YES
SCOMM	95148	Kymin View Primary - Upgrade front control panel	670	670	Slip - Expenditure reallocated via School Refurbishment Grant	YES
SCOMM	90880	S106 The Bayfield and the Danes Play Areas (Forensic Science Lab)	46,736	736	Small item of work to be completed in 2020/21	YES
SCOMM	90855	S106 Sudbrook Highways Road Safety Improvements	754	754	Unspent - allocation to be reviewed in 2021	YES
SCOMM	90868	S106 – Pen Y Fal Footbridge Major Maintenance	950	950	Unspent - allocation to be reviewed in 2021	NO
SCOMM	90892	S106 - Goytre Community Garden (Pleasant R – School Lane Goytre)	5,700	1,425	Works delayed by covid 19	NO
SCOMM	95037	Various properties - monitoring of fire alarms & associated works	40,250	2,058	Slip - Expenditure reallocated via School Refurbishment Grant	YES
SCOMM	95149	Overmonnow Flying Start - Ugrade heaters	2,084	2,084	Slip - Expenditure reallocated via School Refurbishment Grant	YES
SCOMM	95147	Deri View Primary - Replacement of under floor heating manifolds	2,855	2,855	Slip - Expenditure reallocated via School Refurbishment Grant	YES
SCOMM	95119	Monmouth Comprehensive - Removal of asbestos sheet roof & remaining structure	2,894	2,894	Slip - Expenditure reallocated via School Refurbishment Grant	YES
SCOMM	90896	S106 - Goytre Village Hall – Structural Alterations & Improvements (School Lane Goytre)	29,663	2,966	Works delayed by covid 19	NO
SCOMM	95171	Kymin View - Provision of fencing to front of building	3,176	3,176	Slip - Expenditure reallocated via School Refurbishment Grant	YES
SCOMM	90842	S106 Gilwern OEC (Cae Meldon)	16,529	4,190	Works delayed by covid 19	NO
SCOMM	90877	Sudbrook Sports & Social Club (Sudbrook Paper Mill)	10,000	10,000	Personnel change at club has delayed works	NO
SCOMM	90888	S106 - Monmouth Town Football Club Spectator Stand (Wonastow Road)	10,000	10,000	Awaiting planning permission and village green consent.	NO
SCOMM	95150	Undy Primary - Replacement of boiler to extension wing	10,017	10,017	Slip - Expenditure reallocated via School Refurbishment Grant	YES
SCOMM	95153	Ysgol y Ffin - Replace boiler & underfloor manifolds	10,100	10,100	Slip - Expenditure reallocated via School Refurbishment Grant	YES
SCOMM	90866	S106 - Off Road Cycling Feasibility Study	100,000	10,811	Works delayed by Covid 19	NO
SCOMM	96621	Provision of online facilities Revenue's section	13,000	13,000	Delay in producing the necessary specification for the system. Scheme continuing into 20-21 so funding needs to be c/fwd.	YES
SCOMM	90854	S106 Wyesham Highways Road Safety Improvements	13,645	13,645	Unspent - allocation to be reviewed in 2021	YES
SCOMM	95138	Osbaston Primary - Upgrade infants toilets	17,250	17,250	Slip - Expenditure reallocated via School Refurbishment Grant	NO
SCOMM	97381	Mounton Road Footpath	90,000	17,837	Project delayed due to design issues - will be completed in 20-21.	YES
SCOMM	90839	S106 Gilwern Towpath Upgrade (Cae Meldon)	18,000	18,000	Unspent - allocation to be reviewed in 2021	YES
SCOMM	95173	Overmonnow Primary - Improvements to access gates & security fencing	18,830	18,830	Slip - Expenditure reallocated via School Refurbishment Grant	YES
SCOMM	90891	S106 - Capel Ed Chapel Internal Alterations (School Lane Goytre)	20,000	20,000	Works delayed by covid 19	NO

Select	Project Code	Project Description	Total Approved Budget	Slippage Requested	Reason Project has been delayed against original budgeted Profile	Was delay Authority Controllable?
SCOMM	90847	S106 Three Fields Site, Magor (Kingfisher Rise - Magor West)	31,549	20,424	Lighting work delayed by covid 19	NO
SCOMM	90895	S106 - Goytre Scouts – Kayaking Resources (School Lane Goytre)	20,658	20,658	Works delayed by covid 19	NO
SCOMM	90887	S106 -Monmouth Leisure Centre 3G MUGA resurfacing (Wonastow Road)	86,640	21,528	Works delayed by covid 19	NO
SCOMM	97306	Structural Repairs - PROW	43,846	22,001	particularly poor weather and poor ground conditions in autumn /winter, made worse by flooding in October and February. Now require underspend as slippage into 20/21 to help address sianificant damage from flooding.	NO
SCOMM	90844	S106 Llanelly Hill Welfare Car Park (Cae Meldon)	22,441	22,441	Unspent - allocation to be reviewed in 2021	YES
SCOMM	98881	Cae Meldon S106 Off Site Recreation	23,020	23,020	Held up by A465 duelling works.	NO
SCOMM	95011	Various properties - refurbish & upgrade fire doors & screens	47,210	23,384	Expenditure is driven by the findings of surveys – depending on the timing of surveys it is difficult to programme the work in around office/school access.	NO
SCOMM	95163	Usk Primary - Upgrade fire detection system	23,903	23,903	Slip - Expenditure reallocated via School Refurbishment Grant	YES
SCOMM	95144	Caldicot Leisure Centre - Water mains replacement work	28,750	24,446	Scheme has been on the cards for a while now, but have had issues with design and site availability/access. It is programmed into the 20-21 schedule.	NO
SCOMM	90898	S106 - Mardy Growing Space Group (Croesonen Farm - Infants School)	24,669	24,669	Works delayed by covid 19	NO
SCOMM	90882	S106 Children's Voices in Play Project (Forensic Science Lab)	25,000	25,000	Works held up by school closures.	NO
SCOMM	90889	S106 - Monmouth Allotments (Wonastow Road)	25,000	25,000	Works delayed by covid 19	NO
SCOMM	95174	Various properties - Works to ensure safe access to school properties	57,500	25,926	Slip - Expenditure reallocated via School Refurbishment Grant	YES
SCOMM	90827	S106 Destination Play Area (Monmouth)	26,421	26,421	Awaiting village green consent. Project will continue in 2021	NO
SCOMM	95619	Various Properties - Safely remove asbestos materials	57,500	27,198	Slip - Expenditure reallocated via School Refurbishment Grant	YES
SCOMM	95096	Various properties : Legionella remedial works	35,300	27,251	Expenditure is driven by the findings of surveys – depending on the timing of surveys it is difficult to programme the work in around office/school access.	NO
SCOMM	90831	S106 Little Mill Trail (Little Mill)	27,636	27,636	Awaiting planning permission. Project will continue in 2021	NO
SCOMM	95157	Castle Park Primary - Completion of works to upgrade to energy efficient lighting	28,170	28,170	Slip - Expenditure reallocated via School Refurbishment Grant	YES
SCOMM	90890	S106 - Rockfield Central Open Space and Play Area (Wonastow Road)	29,000	29,000	Awaiting cabinet report to allocate funding	YES
SCOMM	90894	S106 - Goytre Primary School Environmental Sustainability (School Lane Goytre)	30,870	30,870	Works delayed by covid 19	YES
SCOMM	95139	Trellech Primary - Upgrade junior girls & boys toilets	37,586	37,586	Slip - Expenditure reallocated via School Refurbishment Grant	NO
SCOMM	95134	Usk Nursery - Replace defective windows	40,250	40,250	Slip - Expenditure reallocated via School Refurbishment Grant	YES
SCOMM	98059	County Farms Maintenance & Reinvestment	300,773	47,363	Some work delayed because of access issues and Covid 19	NO
SCOMM	90843	New Playing Pitches (Clydach Juniors – Cae Meldon)	53,000	53,000	Unspent - allocation to be reviewed in 2021	YES
SCOMM	98860	Various properties: Rectification after Fixed Wire Testing	158,738	55,459	Slip - Expenditure reallocated via School Refurbishment Grant	YES
SCOMM	98060	Fixed Asset disposal costs (Incl CF from Apr17)	65,892	62,370	Budget required in 2020/21 to progress receipts delayed from 2019/20 due to external issues and market conditions encountered	NO
SCOMM	95156	Archbishop Rowan Williams - Upgrade existing lighting to energy efficient lighting	62,831	62,831	Slip - Expenditure reallocated via School Refurbishment Grant	YES
SCOMM	95172	Monmouth Comprehensive School - Provision of fencing to sports pitches for safe guarding	63,762	63,762	Slip - Expenditure reallocated via School Refurbishment Grant	YES














Select	Project Code	Project Description	Total Approved Budget	Slippage Requested	Reason Project has been delayed against original budgeted Profile	Was delay Authority Controllable?
SCOMM	95141	Deri View Primary - Upgrade various toilet areas	77,418	77,418	Slip - Expenditure reallocated via School Refurbishment Grant	NO
SCOMM	97388	Shirenewton Sewage Treatment	100,000	100,000	Schemes have been delayed due to NRW and site access issues - request to slip into 20-21	NO
SCOMM	97389	Penyrhiw Sewage Treatment Works	100,000	100,000	Schemes have been delayed due to NRW and site access issues - request to slip into 20-21	NO
SCOMM	97392	Monmouthshire Infrastructure & Place Regeneration	100,000	100,000	Funding for the Regeneration team has been found via the Economic Stimulus Grant - this funding needs to be slipped forward to enable the team to continue to be funded in 20-21 and drive forward the authority's Strategic and Town centre Regeneration Programme.	YES
SCOMM	97393	LTF - Bus Stop Upgrades	105,000	105,000	The shelters were on order and in process of construction but manufacturer shut down in March because of Covid – WG have given us an extension.	YES
SCOMM	97391	OLEV - Residential Chargepoint Scheme	134,828	134,828	Installation has been delayed until 20-21 by external factors	NO
SCOMM	98852	Car Park Improvements/Refurb	149,772	149,772	Car Park Improvements/Refurb was due to be committed following the successful development of the new MCC parking strategy which will potentially include new charging schedules. The renewal of all car park signs and overall improvements has been held until the outcome of the strategy is known. The current COVID19 situation has delayed the completion of the strategy, it is anticipated that once things return to normality the improvement works can be progressed.	YES
SCOMM	95168	Usk Primary - Refurbish kitchen & upgrade equipment	158,004	158,004	Slip - Expenditure reallocated via School Refurbishment Grant	YES
SCOMM	90850	S106 – Lion Street Works	168,305	168,305	This forms part of our match funding to overall cost of scheme, we have stacked the spend against the grant in earlier years - this funding will now be used to complete scheme in 20-21 (bus station works)	YES
SCOMM	99202	Disabled Facilities Grants (Private)	1,065,937	175,403	Works are committed from the budget however, not necessarily completed by year end therefore cannot be paid or accrued for, the budget needs to be slipped into 20-21 so these committed works can be paid for out of the relevant budget.	NO
SCOMM	98826	Car Park Granville St & Wyebridge St	223,364	184,254	Constants WSP are progressing with the Wyebridge Car Park scheme and amending the design to incorporate planning comments/ requirements including consideration of the buildability including cut and fill. WSP anticipate that the scheme will be ready to start on site this September subject to COVID-19	NO
SCOMM	97383	Caldicot Cross Destination	232,700	223,066	This funding will be required to finish phase 1 in 20-21. We committed all 19-20 spend to available grant so our match funding element will be required in 20-21. There is no delay on this scheme – it was always going to be a multi year project (In hindsight we probably should have profiled the budget across the financial years better) but it just turned out that we were given enough grant funding in 19-20 not to have to match it with any of our funding – so we need to slip the majority of the budget into this year to enable us to finish off the scheme.	YES
SCOMM	90330	Abergavenny Borough Theatre Works	290,990	235,724	The scheme is linked to the Market Hall development, the delay in this scheme has impacted on the Borough theatre work. All works have stopped early March as a result of Covid 19	NO
SCOMM	91100	Access For All	250,000	250,000	Insufficient funding in 19/20 to complete major works at Pembroke Primary SEN unit - request slippage to move funding into 20-21 and link with additional budget to allow scheme to be undertaken.	YES

Select	Project Code	Project Description	Total Approved Budget	Slippage Requested	Reason Project has been delayed against original budgeted Profile	Was delay Authority Controllable?
SCOMM	99523	Recycling Vehicles and Boxes	428,745	261,022	Carry forward for purchases in 2020-21. Supply issues in 2019/20 have delayed completion	NO
SCOMM	97379	New Street Lighting Enhancement Project	1,667,271	542,743	This is a multi year replacement scheme and in hindsight should have been profiled into 2020/21 due to the volume of work	NO
SCOMM	90317	Usk County Hall J Block Major Refurb	2,162,000	794,471	Construction of Car Park has been delayed due to SUDs planning issues. Scheme is now ready to commence early 20-21.	NO
SCOMM	90321	Abergavenny Community Hub Development	2,150,866	924,462	The scheme has been delayed due to the requirement to dig deeper to support the mezzanine floor - works are now scheduled to finish in August.	NO
		Total	31,274,557	24,841,999		

This page is intentionally left blank

Disinvestment by Directorate 2019-20	2019/20 Budgeted Savings £000	Value of Saving forecast at Month 2 £000	Value of Saving forecast at Month 7 £000	Value of Saving achieved at Outturn £000	Delayed Savings £000	Savings deemed Unachievable YTD £000	Traffic Light based Risk Assessment £000	ASSESSMENT of Progress	Risk of current forecast saving NOT being achieved (High / Medium / Low)
Children & Young People	(1,234)	(1,208)	(1,208)	(1,208)	0	(26)			
Social Care & Health	(1,246)	(1,205)	(1,115)	(1,115)	0	(131)			
Enterprise	(1,480)	(969)	(930)	(930)	(152)	(399)			
Resources	(1,342)	(1,303)	(1,236)	(1,207)	(135)	0			
Chief Executives Units	(106)	(96)	(46)	(46)	(60)	0			
Appropriations	(282)	(162)	(162)	(162)	0	(120)			
Financing	(756)	(756)	(756)	(756)	0	0			
Total	(6,446)	(5,699)	(5,453)	(5,424)	(347)	(676)			

Children & Young People	2019/20 Budgeted Savings	Value of Saving forecast at Month 2	Value of Saving forecast at Month 7	Value of Saving achieved at Outturn	Delayed Savings	Savings deemed Unachievable	Traffic Light based Risk Assessment	ASSESSMENT of Progress	'Risk of current forecast saving NOT being achieved (High / Medium / Low)
	£000	£000	£000	£000	£000	£000	£000		
CYP 1 Federated school model	(23)	(23)	(23)	(23)			●	Saving achieved	low
CYP 3 Investigate options to revise running and budgeting of Gwent Music - Schools	(40)	(40)	(40)	(40)			●	Close working with Gwent Music has identified where the savings can be achieved	Low
CYP 4 budget proposal, reflecting 5 months activity at £1 pd	(72)	(46)	(46)	(46)		(26)	●	Fees and charges - Before School Club - Schools. Residual effect of 2018-19 This is just for the 5 months April 2019 - August 2019	Medium
CYP 6 Continuation of inclusion review (incl Mounton Hse)	(275)	(275)	(275)	(275)			●	Full savings have been achieved	Low
CYP 7 Nursery Provision, double counting topped up schools Jan 19 - March, already provided every Sept	(40)	(40)	(40)	(40)			●	Full savings have been achieved	Low
CYP 11 Teachers Pension Scheme - increased rates - prudent assumption of funding from WG at 60%	(475)	(475)	(475)	(475)			●	Grant income has been received to offset this	Low
CYP 11 Teachers Pension Scheme - increased rates - prudent assumption of funding from WG at 40%	(309)	(309)	(309)	(309)			●	Grant income has been received to offset this	Low
Children & Young People Total	(1,234)	(1,208)	(1,208)	(1,208)	0	(26)			

Social Care & Health		2019/20 Budgeted Savings	Value of Saving forecast at Month 2	Value of Saving forecast at Month 7	Value of Saving achieved at Outturn	Delayed Savings	Savings deemed Unachievable	Traffic Light based Risk Assessment	ASSESSMENT of Progress	'Risk of current forecast saving NOT being achieved (High / Medium / Low)
		£000	£000	£000	£000	£000	£000	£000		
SCH 1	Practice change- continue the transformation of practice. Early help, reablement, better life planning and realigning provision to meet personal outcomes .	(536)	(536)	(536)	(536)					Low
SCH 2	Fairer charging weekly threshold increases from £70 to £80 generating income following means test	(129)	(129)	(129)	(129)					Low
SCH 3	Respite Care - income generation from Fairer charging threshold.	(9)	(9)	(9)	(9)					Low
SCH 4	Increase income budget for Mardy Park to reflect additional income from new sc33 agreement	(36)	(36)	(36)	(36)					Low
SCH 5	Adults transport budget realignment as people use own transport solutions	(15)	(15)	(15)	(15)					Low
SCH 6	Realign Drybridge Gardens budget , based on M5 underspend position	(11)	(11)	(11)	(11)					Low
SCH 7	Reduce Individual support service (ISS) staffing costs following end of current two year detriment	(6)	(6)	(6)	(6)					Low
SCH 8	Efficient rota management @Budden Crescent following recent review	(20)	(20)	(20)	(20)					Low
SCH 9	Continuing Health Care (CHC) Adult - Health recoupment	(100)	(100)	(100)	(100)					Low
SCH 10	Budget to represent care home fee income from property sales	(160)	(160)	(160)	(160)					Low
SCH 11	Additional charges recovered from property	(90)	(90)	0	0		(90)		Awaiting Counsel direction	High
SCH 12	Children, Welsh government (WG) additional grant funding for Looked after children (LAC)	(41)	0	0	0		(41)		This was paid over to the regional host	High
SCH 13	Discretionary fees & charges uplift	(93)	(93)	(93)	(93)					Low
Social Care & Health Total		(1,246)	(1,205)	(1,115)	(1,115)	0	(131)			

Enterprise		2019/20 Budgeted Savings	Value of Saving forecast at Month 2	Value of Saving forecast at Month 7	Value of Saving achieved at Outturn	Delayed Savings	Savings deemed Unachievable	Traffic Light based Risk Assessment	ASSESSMENT of Progress	Risk of current forecast saving NOT being achieved (High / Medium / Low)	
		£000	£000	£000	£000	£000	£000	£000			
	18-19 OPS Grounds/waste - 1 year freeze of Head of waste post	40	40	40	40			🟢		Achieved	Low
	18-19 OPS Highways - displace core costs with grant	200	200	200	200			🟢		Achieved	Low
ENT001	PLANHOUS – Development Mgt – Increased income from discretionary services	(13)	(13)	(13)	(13)			🟢		Achieved	Low
ENT002	PLANHOUS - Development Mgt Press notice savings	(5)	(5)	(5)	(5)			🟢		Achieved	Low
ENT003	OPS - Waste - Move to Re-usable bags for recycling. Works on 3 year replacement cycle.	(45)	0	0	0	(45)		🔴	Cabinet decision to phase in this change so this saving is not achievable this year.		High
ENT004	OPS - Waste - Move to plastic bags instead of starch for food waste £30k per annum. Bags are going into Energy from Waste (EFW) regardless and contractor wants us to use plastic as easier to reprocess	(30)	(30)	(30)	(30)			🟢		Achieved	Low
ENT005	Household waste recycling centre Day closures – Usk 2 days, Troy 2 days, Llanfoist 1 day, Five Lanes 1 day, circa £72k consequence	(72)	(60)	(60)	(60)	(12)		🔴	Only 10 out of 12 mths savings achieved due to delays		High
ENT008	OPS - Waste - Issue “Tax Disc” style permits to all residents with council tax to reduce cross border traffic of waste	(24)	(20)	(20)	(20)	(4)		🔴	Only 10 out of 12 mths savings achieved due to delays		High
ENT009	OPS Grounds/waste - Head of waste post, permanent removal from base.	(40)	(40)	(40)	(40)			🟢		Achieved	Low
ENT010	OPS - Car Parks - Increase in charges - 10%	(90)	(60)	(30)	(30)	(60)		🟢	Only 3 months of savings currently achievable due to the length of consultation processes.		Low
ENT014	OPS - Car Parks - Identifying additional car parking sites. Severn Tunnel Junction (requires investment)	(15)	0	0	0	(15)		🟢	The plans for Severn Tunnel Junction have changed dramatically so this income will not be achievable this year.		Low
ENT015	OPS - Car Parks - changing charging times 08.00-18:00	(3)	(2)	(1)	(1)	(2)		🟢	Only 3 months of savings currently achievable due to the length of consultation processes.		Low
ENT016	OPS - Car Parks - Charging On a Sunday	(20)	(14)	(6)	(6)	(14)		🟢	Only 3 months of savings currently achievable due to the length of consultation processes.		Low
ENT010-017	First year implementation costs of car parking proposals	106	106	106	106			🟢		Achieved	Low
ENT018	OPS - Releasing spare budget funding from 18-19 Pay Award pressure.	(30)	(30)	(30)	(30)			🟢		Achieved	Low
ENT019	OPS - Highways - Generate additional turnover through expansion of workforce to undertake more private/grant work. Would require additional investment.	(50)	(50)	(50)	(50)			🟢		Achieved	Low
ENT020	OPS – Highways – Review of disposal of Highways arisings	(25)	(25)	(25)	(25)			🟡	Still undertaking review into proposal to achieve this. Delay could affect ability to fully meet target, although Highways will look at other means to manage shortfall.		Medium
ENT021	OPS - Streetlighting - rearranging of the funding of previous LED SALIX Loans	(38)	(38)	(38)	(38)			🟢		Achieved	Low
ENT022	OPS - PTU Dynamic purchasing system (DPS) Retendering Savings.	(194)	0	0	0		(194)	🔴	Early indications are that the changes required to make this saving will happen too late in the year to have any benefit in 19/20		High
ENT023	ECO - Community & Pships - Staff and Supplies & services savings	(30)	(30)	(30)	(30)			🟢		Achieved	Low
ENT024	ADM/MONLIFE savings	(205)	0	0	0		(205)	🔴	Net saving based on benefits gained by Mon Life moving into charity status (NNDR/Gift Aid/Vat), as this is no longer going ahead the savings are unachievable.		High
ENT025	ADM/MONLIFE fees & charges uplift	(59)	(59)	(59)	(59)		0	🟢		Achieved	Low

Disinvestment 19-20

ENT025 Discretionary fees & charges uplift	(27)	(27)	(27)	(27)						Achieved	Low
ENT026 Headroom to capitalise Highways expenditure	(812)	(812)	(812)	(812)						Achieved	Low
Enterprise Total	(1,480)	(969)	(930)	(930)	(152)	(399)					

Chief Executive's Unit		2019/20 Budgeted Savings	Value of Saving forecast at Month 2	Value of Saving forecast at Month 7	Value of Saving achieved at Outturn	Delayed Savings	Savings deemed Unachievable	Traffic Light based Risk Assessment	ASSESSMENT of Progress	'Risk of current forecast saving NOT being achieved (High / Medium / Low)
		£000	£000	£000	£000	£000	£000	£000		
CEO001	GOVDEMSUP - Releasing budget saving on Wales local government association (WLGA) Subscription	(3)	(3)	(3)	(3)				Achieved	Low
CEO002	GOVDEMSUP - Reduction in annual grant provided to Monmouth CAB (1k), releasing budget saving (3k)	(1)	(1)	(1)	(1)				Achieved	Low
CEO003	GOVDEMSUP - Additional Income from Caldicot Hub - Desk Leasing Scheme	(2)	(2)	(2)	(2)				Achieved	Low
CEO004	GOVDEMSUP - Policy - Net Staff Savings from not filling admin post	(3)	(3)	(3)	(3)				Achieved	Low
CEO005	GOVDEMSUP - Community Hubs - Cross-subsidy with new income from Com Ed external	(25)	(25)	(25)	(25)				Achieved	Low
CEO006	GOVDEMSUP – Contact Centre – Integrated Customer Communications	(60)	(50)	0	0	(60)			Delays in restructuring the service and increases in calls have meant that any potential savings have been negated by the requirement to bring in agency staff to cover staff sickness and vacant posts. This saving will not be made this financial year.	High
CEO007	GOVDEMSUP - Members - Chairman's charity - Reduce/remove MCC Subsidy	(8)	(8)	(8)	(8)				Achieved	Low
CEO008	GOVDEMSUP – Make wider use of Chairmans car to enable a release of a pool car within MCC	(3)	(3)	(3)	(3)				Achieved	Low
CEO009	Discretionary fees & charges uplift	(1)	(1)	(1)	(1)				Achieved	Low
Chief Executive's Unit Total		(106)	(96)	(46)	(46)	(60)	0			

Resources		2019/20 Budgeted Savings	Value of Saving forecast at Month 2	Value of Saving forecast at Month 7	Value of Saving achieved at Outturn	Delayed Savings	Savings deemed Unachievable	Traffic Light based Risk Assessment	ASSESSMENT of Progress	'Risk of current forecast saving NOT being achieved (High / Medium / Low)
		£000	£000	£000	£000	£000	£000	£000		
RES001	CORPLORD Estates RE-FIT Energy Savings (net after funding repayments)	(25)	(25)	(25)	(25)				Achieved	Low
18-19	RES (Procurement - supplementary duplicate payment review) - one off saving in 18-19 - needs to come back out	25	25	25	25				Achieved	Low
RES002	Central Services Recharge to Monlife (gross, £143k pressure accomodated in 2018-19 budget)	(704)	(704)	(704)	(704)				As MonLife is now staying in-house this has been offset with an opposite pressure so nil effect.	Low
RES003	Commercial property income - additional acquisitions - rental income above borrowing and other costs	(400)	(400)	(400)	(400)				Achieved	Low
RES004	Commercial property income - Castlegate - create sinking fund through wider reserve replenishment from one-off VAT savings to afford release of annual net income to revenue account	(170)	(131)	(114)	(85)	(85)			Saving assumed 100% rental, currently we have some vacant units that are not producing any income so an element of saving will be delayed until we fill all our units.	Medium

									Total saving forecast be achieved by 31st March 2020.	Medium
									Measures currently being implemented to reduce travel expenses across the authority comprise: Accommodation Review including reallocation of Social Care from Magor to Usk	
RES005 Further Travel cost reduction (10%) to be allocated via Future Mon	(50)	(50)	0	0	(50)	0			<ul style="list-style-type: none"> Accommodation rationalisation <ul style="list-style-type: none"> Area based working Route optimisation Pool car review Digital enabling for members and officers, including, Skype, laptops, smart phones, tablets, mobile apps etc. Refocus on agile working and the ability to work seamlessly from any location. 	
RES006 Discretionary fees & charges uplift	(18)	(18)	(18)	(18)					Achievable	Low
Resources Total	(1,342)	(1,303)	(1,236)	(1,207)	(135)	0				

Page 41

Appropriations		2019/20 Budgeted Savings	Value of Saving forecast at Month 2	Value of Saving forecast at Month 7	Value of Saving achieved at Outturn	Delayed Savings	Savings deemed Unachievable	Traffic Light based Risk Assessment	ASSESSMENT of Progress	'Risk of current forecast saving NOT being achieved (High / Medium / Low)
		£000	£000	£000	£000	£000	£000	£000		
APP001	Interest Receivable	(162)	(162)	(162)	(162)					Low
APP002	Minimum revenue provision (MRP) savings from capital receipts set aside - to be confirmed	(120)	0	0	0		(120)		The proposal involved use of Crick Road receipt, however legal agreement fetters its use until drainage solution secured	High
Appropriations Total		(282)	(162)	(162)	(162)	0	(120)			

Financing		2019/20 Budgeted Savings	Value of Saving forecast at Month 2	Value of Saving forecast at Month 7	Value of Saving achieved at Outturn	Delayed Savings	Savings deemed Unachievable	Traffic Light based Risk Assessment	ASSESSMENT of Progress	'Risk of current forecast saving NOT being achieved (High / Medium / Low)
		£000	£000	£000	£000	£000	£000	£000		
FIN001	Council tax base increase - further increase anticipated beyond CT1 taxbase	(40)	(40)	(40)	(40)					Low
FIN001	Council Tax Reduction Scheme activity saving	(110)	(110)	(110)	(110)					Low
FIN002	Anticipated "floor" change to Aggregate external funding (AEF) (0.5% improvement)	(468)	(468)	(468)	(468)					Low
FIN003	Final "floor" change to 0.3%	(138)	(138)	(138)	(138)					Low
Financing Total		(756)	(756)	(756)	(756)	0	0			

This page is intentionally left blank

		Opening	Movement	Closing	Recovery Deficit/(Surplus)	Within Recovery Plan (Yes/No)
E001	Caldicot School	65,012	114,680	179,693	188,407	Yes
E002	Chepstow School	(50,662)	114,232	63,570	165,393	Yes
E003	King Henry VIII Comprehensive	82,798	142,902	225,700	71,901	No
E004	Monmouth Comprehensive	538,325	(75,795)	462,530	487,767	Yes
E020	Mounton House Special School	(141,505)	(30,555)	(172,060)	4,947	Yes
E032	Cross Ash Primary School	(54,151)	(10,007)	(64,157)		
E034	Durand Primary School	(29,087)	16,396	(12,691)		
E035	Gilwern Primary School	(55,251)	(9,298)	(64,549)		
E037	Goytre Fawr Primary School	(2,738)	(32,156)	(34,893)		
E039	Llandogo Primary School	83,516	93,019	176,535	(1,141)	No
E044	Llantilio Pertholey CiW Primary School (VC)	9,643	11,373	21,016	25,185	Yes
E045	Llanvihangel Crucorney Primary School	(34,342)	(15,343)	(49,684)		
E048	Magor CiW Primary School (VA)	54,651	(35,866)	18,785	13,348	No
E051	Overmonnow Primary School	18,473	15,456	33,928	Pending	
E055	Raglan CiW Primary School (VC)	108,452	(75,340)	33,112	64,622	Yes
E056	Rogiet Primary School	(20,014)	24,418	4,404	Pending	
E057	Shirenewton Primary School	(132,093)	3,203	(128,890)		
E058	St Mary's RC Primary School (VA)	63,592	(17,074)	46,518	Pending	
E060	The Dell Primary School	(16,389)	13,357	(3,032)		
E061	Thornwell Primary School	53,722	(6,572)	47,150	(645)	No
E062	Trellech Primary School	(71,983)	21,035	(50,948)		
E063	Undy Primary School	129,534	16,391	145,925	126,424	No
E064	Usk CiW Primary School (VC)	(9,910)	(36,032)	(45,942)		
E067	Ysgol Gymraeg Y Fenni	(51,306)	55,714	4,408	Pending	
E068	Archbishop Rowan Williams CiW Primary School (VA)	(73,405)	(10,311)	(83,716)		
E069	Ysgol Gymraeg Y Ffin	32,980	12,903	45,883	Pending	
E072	Deri View Primary School	(80,001)	6,044	(73,956)		
E073	Cantref Primary School	(88,391)	(16,802)	(105,193)		

E074	Osbaston CiW Primary School (VC)	(6)	11,256	11,250	Pending	
E075	Dewstow Primary School	(108,642)	(27,813)	(136,455)		
E090	Our Lady & St Michael's (OLSM) RC Primary School (VA)	14,170	(30,030)	(15,859)		
E091	Pembroke Primary School	13,239	(14,444)	(1,205)	(209)	Yes
E092	Kymin View Primary School	(5,607)	(32,348)	(37,955)		
E093	Llanfoist Fawr Primary School	(14,341)	(10,530)	(24,871)		
E094	Castle Park Primary School	23,773	(25,926)	(2,153)	(1,422)	Yes
E095	Pupil Referral Unit	(19,653)	42,584	22,931	Pending	
	Total	232,404	202,724	435,128		

**SUBJECT: MONMOUTHSHIRE REPLACEMENT LOCAL DEVELOPMENT
UPDATE IN LIGHT OF COVID-19**
MEETING: CABINET
DATE: 17 JUNE 2020
DIVISION/WARDS AFFECTED: ALL

1. PURPOSE:

- 1.1 The purpose of this report is to provide Cabinet with an update on the preparation of the Replacement Local Development Plan (RLDP) in light of the current COVID-19 pandemic. It invites Cabinet to review the Issues, Vision and Objectives that form the foundations of the Plan's strategic direction, and seeks Cabinet's endorsement that the Issues, Vision and Objectives hold true and that the RLDP should continue to progress including completing the Preferred Strategy consultation and second call for candidate sites. This report invites Cabinet to note the delay in RLDP preparation associated with COVID-19, which will necessitate Council approval of a revised Delivery Agreement in coming months, and highlights the significant issues now posed by the LDP 'drop dead' provisions.

2. RECOMMENDATIONS:

- 2.1 Cabinet endorses the RLDP Issues, Vision and Objectives and the strategic direction of the RLDP in the light of the COVID-19 pandemic, that it remains relevant and appropriate and approves that work on the RLDP should continue.
- 2.2 Cabinet writes to the Minister for Housing and Local Government to amend the Planning (Wales) Act 2015 to remove the 'drop dead date' legislative provisions to prevent a policy vacuum and allow for decisions to be taken in accordance with the existing LDP until the adoption of the RLDP, unless newer national policy or evidence indicates otherwise.

3. KEY ISSUES:

Background

- 3.1 The Council is preparing a Replacement Local Development Plan (RLDP) for the County (excluding the area within the Brecon Beacons National Park) to cover the period 2018-2033, and is currently at the Preferred Strategy stage of the process. Cabinet will recall that Council endorsed the Preferred Strategy for statutory consultation/engagement and stakeholder involvement on 5th March 2020. Public consultation and engagement on the Preferred Strategy commenced on Monday 9th March for a statutory 6 week period, with the consultation due to end on 22nd April 2020. A number of Preferred Strategy public engagement events, along with officer attendance at Area Committees and Area Cluster meetings, were scheduled during the 6 week consultation period. Public engagement events ('drop-in sessions') were held at Monmouth (11th March 2020) and Raglan (12th March 2020) but the decision was made to cancel subsequent events due to the change in circumstances caused by COVID-19 and in particular the emerging advice to avoid large groups and to socially distance. The second call for candidate sites commenced

at the same time as the Preferred Strategy consultation for a 12 week period and was due to end on 3rd June 2020.

- 3.2 In light of the changing circumstances surrounding COVID-19, the decision was taken on 17th March 2020 to postpone the RLDP Preferred Strategy engagement events until further notice and to keep open, with an extended deadline, both the Preferred Strategy consultation period and the second (final) opportunity to submit candidate sites for inclusion in the RLDP. The closing date has not yet been set.
- 3.3 On 18th March 2020, the Welsh Government issued a letter to all Chief Planning Officers in Wales regarding the implications of the COVID-19 pandemic on the preparation of Local Development Plans (**Appendix 1**). The letter suggested that the current consultation on Monmouthshire's RLDP Preferred Strategy should stop in light of the current situation. Officers reviewed their position and reaffirmed the decision that the Preferred Strategy consultation period and opportunity to submit candidate sites will remain open. The consultation and site submission deadlines will be extended accordingly to provide a full six week consultation once restrictions are amended to enable engagement events to recommence. This will provide stakeholders with an extended time period to submit consultation responses and candidate sites. We will reschedule all of the community involvement events, as well as attendance at virtual Community Council Clusters and Area Committees or suitable alternatives taking into account social distancing and other adjustments needed to ensure the safety of colleagues and our communities.
- 3.4 It is difficult to confirm a timescale for these rearranged events and for the new consultation submission deadlines at present due to the ongoing uncertainty associated with the pandemic and future lockdown relaxations. However, we anticipate reporting a revised Delivery Agreement, setting out revised dates for future key stages of the RLDP and an updated Community Involvement Scheme, to Council in July 2020. Updates will be posted on our website as the situation becomes clearer and all parties on our RLDP stakeholder database will be notified. Welsh Government will shortly be providing guidance on the development of RLDPs given the impact of COVID-19 which will further inform our progress. These changes inevitably and unavoidably delay adoption of the LDP, which has a series of further implications considered later in this report.

RLDP Issues, Vision and Objectives Update

- 3.5 The key issues, challenges and opportunities facing Monmouthshire are set out in the RLDP Issues, Vision and Objectives Papers. The original January 2019 Paper set out 38 issues and 17 objectives. The issues have been informed by a wide range of evidence including:
- Monmouthshire Public Service Board Well-being Plan
 - Corporate Business Plan 2017-2022
 - LDP Annual Monitoring Reports (2015 – 2018)
 - LDP Review Report long
 - National guidance/legislation
 - Cardiff Capital Region City Deal.
 - key sustainability matters which are included in the Integrated Sustainability Appraisal/Strategic Environmental Assessment (ISA/SEA) of the RLDP.
- 3.6 The Paper was amended in July 2019 to fully reflect the Council's Climate Emergency declaration made in May 2019. It was updated again in March 2020 to add the spatial element associated with the Preferred Strategy. The RLDP Issues, Vision, Objectives set the foundations for the strategic direction of the RLDP and shaped the Preferred Strategy. It is therefore essential that they remain relevant and appropriate in light of the current COVID-19 pandemic. Officers have therefore revisited the RLDP Issues,

Vision and Objectives to consider their continued relevance for the County and if any additional issues/challenges/opportunities should be identified and addressed by the RLDP.

- 3.6 Overall, it is considered that the RLDP Issues, Vision and Objectives remain relevant to Monmouthshire and RLDP strategy remains appropriate to address and deliver them. Appendices 2 and 4 set out in full the issues and objectives and consider their relevance in light of COVID-19. A number of issues and objectives are now considered to have increased emphasis and importance, as detailed in the table below. Accordingly, no changes are proposed to the RLDP Issues, Vision and Objectives or the Preferred Strategy, which is currently subject to public consultation and engagement.

RLDP Issue & Objective	Increased Emphasis in Light of COVID-19	RLDP Response
<p>Economy and Employment Issues 1-9 Objectives 1-2</p>	<p>Given the potential increase in agile and home working over the longer term, employment land demand/ requirements may change, while unemployment is likely to increase in the short-term. However, the RLDP will continue to need to provide a range of sites to meet employment needs to 2033 to support the Council's ambitions and to support the local economy. This is likely to include local business hubs with printing or meeting room facilities for agile workers to utilise on demand. Increased agile/home working will mean businesses have greater choice over where to locate, with quality of life and environment potentially becoming increasingly important, to Monmouthshire's benefit.</p> <p>High streets will continue to change especially in the short-term due to the increase in online shopping associated with COVID-19, and there is a clear need for flexible planning policies in our central shopping areas to enable a 're-imagining' of our high streets across the County. Increased agile/home working might result in increased expenditure within our towns. The community goodwill encapsulated by the COVID-19 response should help support local businesses and retailers.</p> <p>The importance of the local tourism economy will increase given Monmouthshire's desirable tourism offer, increased demand for 'staycations' rather than holidays abroad, and with a particular emphasis on self-catering accommodation in the short-term.</p>	<p>The RLDP will provide a positive planning policy framework to support and enable sustainable economic growth, including in relation to our high streets and tourism sector, over the Plan period.</p>
<p>Green Infrastructure, Biodiversity and Landscape and Health & Well-being Issues 11, 12, 18-21 Objectives 3 and 8</p>	<p>Lockdown has emphasised the value and importance of place-making and of the provision of locally accessible open/green spaces for health and well-being and recreation. This is essential to our core purpose of building sustainable and resilient communities. The likely increase in home/agile working will increase this importance and quality of life/environment are likely to become increasingly important factors in decisions on where to live and locate businesses.</p>	<p>The RLDP will provide a positive planning policy framework to support and enable place-making and the provision of locally accessible open /green space and to protect/enhance our natural environment.</p>

<p>Housing Issues 25-28 Objective 10</p>	<p>High house prices and associated affordability are likely to remain significant issues in the County and could be exacerbated by the impacts of COVID-19 (e.g. increase in unemployment, homelessness resulting in increased demand for affordable housing solutions). The Welsh Government expectation is that permanent accommodation will be provided for homeless people accommodated during COVID-19. Even if house prices drop in the short term, they remain well above the Wales average and disproportionate to incomes of those who work within the County. The likely increase in home/agile working and increased importance of quality of life/environment will influence decisions on where to live making Monmouthshire an even more attractive proposition.</p>	<p>The RLDP will ensure /enable a range and choice of homes (housing mix) in future housing developments to address these affordability issues and to build sustainable and resilient communities. The Preferred Strategy allows for a level of growth and for affordable housing-led sites: this remains critical to addressing the issues and objectives.</p>
<p>Population and Demography Issues 22-24 Objective 9</p>	<p>The current pandemic has clearly demonstrated the importance of ensuring our communities are balanced and socially sustainable, particularly in terms of demography. Community volunteers comprised of the younger age groups have been crucial in supporting the needs of our older self-isolating population during this period. The level of growth identified in the RLDP Preferred Strategy seeks to address our demographic challenges by enabling a more balanced demographic in the County. Whilst there continues to be growth in the over 60 age groups, there is also significant growth in the established households age-groups, 35-44 age group and also the under 19 age groups over the Plan period. In addition, there is a levelling out of the age profile with growth coming from a broader cross section of the demographic.</p> <p>Conversely, a low growth option would not respond to our demographic challenges or achieve one of the RLDP's key objectives of creating balanced communities in Monmouthshire. Growth based on the WG 2014-Based Principal Projection (low growth option) would have significant negative implications on the age profile of the County over the Plan period. Whilst there would be a low level of growth in the 35-44 age groups, the majority of population growth would be from the over 60 age groups with all other age groups experiencing negative growth, resulting in an unbalanced demographic. The future impacts of seeking community support from a smaller cohort of younger age groups to support a much larger cohort of older generations if a low growth option were pursued would be unsustainable. This is illustrated in the graphs at Appendix 3.</p> <p>This demonstrates that the level of growth identified in the Preferred Strategy will enable positive demographic change over the Plan period to support social sustainability and balanced communities. A low growth option would fail to address this key issue and would be detrimental to our core purpose of creating sustainable and resilient communities.</p>	<p>The RLDP growth levels will deliver positive demographic change over the Plan period that is essential to support and enable the provision of balanced communities throughout the County.</p>

<p>Infrastructure Issues 29–31 Objective 14</p>	<p>Likely to be an increased emphasis on digital infrastructure and active travel options due to the increase in agile/home working. If successful, the trial measures being drawn up to support our High Streets and enable social distancing might become permanent if they are successful.</p> <p>There has been anecdotal evidence that there has been a spike in the sales of electric bicycles, which given Monmouthshire’s topography and rurality could be a key way of encouraging active travel. The RLDP should support the provision of enabling charging infrastructure. (It is already supporting active travel and will influence and reflect the emerging new Integrated Network Maps).</p>	<p>The RLDP will ensure digital and charging infrastructure provision is in place or can be provided to accommodate new development and will support active travel opportunities.</p>
<p>Climate Change Issues 36-38 Objective 17</p>	<p>Likely to be an increased emphasis on local renewable energy generation/demand linked to enhanced self-sufficiency in the County. Increased agile/home working could reduce commuting patterns and reliance on private car use, certainly in the short term, reducing congestion and improving air quality.</p>	<p>The RLDP policy framework will support and enable renewable energy generation and provide opportunities for active travel and integrated sustainable transport solutions.</p>

3.7 The RLDP Vision clarifies the core purpose of the Plan and reflects the key issues and challenges facing the County. The objectives seek to address the issues and deliver the vision.

By 2033 Monmouthshire will be a place where:

- (1) People are living in sustainable, resilient communities that support the well-being of current and future generations and are more inclusive, cohesive, prosperous, vibrant and balanced demographically. Both urban and rural communities are well-connected with better access to local services and facilities, open space and employment opportunities.
- (2) Communities and businesses are part of an economically thriving and well-connected County.
- (3) The best of the County’s built heritage, countryside, landscape and environmental assets have been protected and enhanced to retain its distinctive character.
- (4) People enjoy healthier, more sustainable lifestyles with improved access to public transport and active travel opportunities and have a minimised impact on the global environment.

The spatial implications of achieving this Vision will be that by 2033:

Monmouthshire will have grown sustainably, with a proportionate distribution of new homes and employment focused on the most sustainable urban and rural settlements, supported by infrastructure and delivering affordable housing focused on the areas of greatest need.

Development will have contributed to facilitating more sustainable lifestyles by delivering high quality places that promote low carbon developments with an appropriate mix of uses and that are well-connected to the wider area in terms of character, environment and movement by public transport, walking and cycling.

- 3.8 It is considered that the vision remains relevant and effectively reflects the key issues, challenges and opportunities, including those with increased emphasis in light of the current pandemic. Through the review no new issues have been identified that are not already adequately covered within the documents and there are no amendments to the RLDP vision proposed to Cabinet.

RLDP Revised Timescale and Community Engagement Options

- 3.9 A revised Delivery Agreement (DA) will be prepared, setting out a revised timetable for the remaining stages of Plan preparation and an updated Community Involvement Scheme (CIS) detailing our revised consultation and engagement arrangements. The manner in which public engagement events will take place will be reviewed in line with the Coronavirus Regulations (2020) to ensure social distancing measures can be put in place when conducting any public events. The Council will also review digital options to provide communities with information and the ability to engage with the preferred strategy consultation. It is intended that the amended DA and associated CIS will be reported to Council in July 2020 for endorsement for submission to the Welsh Government (WG) for their agreement. Following this, all stakeholders will be informed of the revised deadline for submitting comments on the Preferred Strategy and the new consultation and engagement arrangements, together with the revised deadline for candidate site submissions. Work will continue on the preparation of the RLDP in accordance with the revised DA.
- 3.10 The amended DA will result in significant delay to the delivery of the RLDP until at least September 2022. This new timetable will result in the adoption of the RLDP being after the 2022 local elections. This introduces risks in terms of any new administration's acceptance of and buy-in to the RLDP. The delay in the timetable will also impact on the Council's ability to address the issues and objectives and puts pressure on the deliverability of the housing and employment figures over the Plan period, with more reliance on delivery towards the end of the Plan.

'Drop dead' date of existing LDP

- 3.11 The current LDP runs until 31st December 2021 and due to a 2015 legislative provision (Wales Planning Act 2015) referred to as the 'drop dead date', after this time the current LDP ceases to have any weight at all and there will be no local planning policy framework within Monmouthshire until the RLDP is adopted. During this period of time (December 2021 – September 2022) there will be a local planning policy vacuum and decisions will have to be taken based on national planning policy only. This results in all site allocations, local designations, settlement boundaries and planning policies within the existing LDP becoming redundant. All existing housing and employment site allocations without planning consent would cease to be a land use allocation. There would be no development boundaries around settlements and therefore no urban windfall sites. There will be no local policies to protect existing employment sites or town centres. The Council's enabling tourism policies would be absent from the decision making process and policies that enable the council to seek financial contributions towards infrastructure and affordable housing provision would also not be sustained.
- 3.12 This could result in significant consequences such as the Council not being able to support sustainable development proposals that would benefit the people of Monmouthshire in terms of economic growth and housing provision. The local policy vacuum could also result in the submission of speculative planning applications on land

that we would not seek to promote development, although the implications of the recent removal of the five year housing land availability requirement are unclear in this regard. The lack of a local planning policy framework would be a significant risk to decision making within the County and would result in uncertainty for investors, businesses, stakeholders and our local communities.

- 3.13 Welsh Government Officials have advised that the ‘drop dead’ date is outlined within primary legislation with the Planning Act 2015 and it is set with the purpose of ensuring plan coverage across Wales. MCC Officers have informally requested that WG review and remove the drop dead date in light of the delays that COVID-19 has put on the preparation of RLDPs. However this has not happened to date and as a result Monmouthshire’s LDP will cease to exist on 31st December 2021.
- 3.14 If the drop dead date remains in place, there is a significant risk that the County will not be able to adequately support sustainable forms of development that could benefit the prosperity of the County and it could potentially result in undesirable forms of development achieving planning consent. It is therefore recommended that Cabinet members seek to formally write to the Minister for Housing and Local Government to seek amendment of the legislation regarding the ‘drop dead date’ provisions and to prevent a local planning policy vacuum.

4. EQUALITY AND FUTURE GENERATIONS EVALUATION (INCLUDES SOCIAL JUSTICE, SAFEGUARDING AND CORPORATE PARENTING):

- 4.1 The Planning and Compulsory Purchase Act (2004) sets out the requirement for all LDPs to be subject to a Sustainability Appraisal (SA). All stages of the RLDP will be subject to an Integrated Sustainability Assessment (including Strategic Environmental Assessment (SEA), Well-being of Future Generations (WBFG), Health Impact Assessment (HIA), Equality Impact Assessment (EqIA), and Welsh Language Impact Assessment (WLIA)), whose findings will be used to inform the development of the Replacement LDP strategy, policies and site allocations in order to ensure that the Plan will be promoting sustainable development. The Initial ISAR is published alongside the Preferred Strategy.
- 4.2 A Future Generations Evaluation (including equalities and sustainability impact assessment) is attached to this report at **Appendix 5**.

Safeguarding and Corporate Parenting

- 4.3 There are no safeguarding or corporate parenting implications arising directly from this report

5. OPTIONS APPRAISAL

RLDP Issues, Vision and Objectives Update in Light of COVID-19

Option	Benefit	Risk	Comment
<p>Cabinet endorses the RLDP Issues, Vision and Objectives and the strategic direction of the RLDP in the light of the COVID-19 pandemic, that it remains relevant and appropriate and no changes needed.</p>	<p>This will enable the Plan preparation process to progress in a timely manner in accordance with the revised Delivery Agreement (likely to be reported to Council in July 2020). Consultation on the Preferred Strategy can continue, along with the second call for candidate sites. Progression of the RLDP will ensure that the Council has an adopted RLDP in place as soon as possible in 2022, minimising the negative implications associated with the policy vacuum that has been created by WG legislation.</p>	<p>The RLDP is prepared in the absence of full evidence of the implications of COVID-19. This may trigger an early Plan review if the long-term implications of COVID-19 impact on the delivery of the RLDP. However, this evidence will only be known once medium term trends are established. The RLDP cannot feasibly be delayed this long.</p>	<p>The Issues, Vision and Objectives, as drafted, are considered to remain relevant to the County in light of COVID-19, albeit some are considered to have increased emphasis (as set out above). The strategic direction of the RLDP is considered to be appropriate to address and deliver the identified issues, vision and objectives, which assists in addressing the demographic and affordability challenges facing the County and seeks to deliver the Council's core purpose to build sustainable and resilient communities that support the well-being of current and future generations.</p> <p>This is the preferred option.</p>
<p>The RLDP Issues, Vision and Objectives require amendment in light of COVID-19. Amendments are needed to the RLDP Issues, Vision and Objectives.</p>	<p>If it is considered that COVID-19 raises new issues which are not currently adequately addressed, this is an opportunity to rectify that.</p>	<p>Any amendments to the Issues, Vision and Objectives would lead to a significant delay in the RLDP preparation process and in adopting the Plan with resultant implications, including a significant policy vacuum as the Council would be without a development plan for a considerable period of time, and associated lack of certainty for communities and investors.</p>	<p>As above, the Issues, Vision and Objectives, as drafted, are considered to remain relevant to the County in light of COVID-19, albeit some are considered to have increased emphasis (as set out above). The strategic direction of the RLDP is considered to be appropriate to address and deliver the identified issues, vision and objectives, which assists in addressing the demographic and affordability challenges facing the County and seeks to deliver the</p>

Option	Benefit	Risk	Comment
			Council's core purpose to build sustainable and resilient communities that support the well-being of current and future generations. It is not considered necessary to amend the Issues, Vision and Objectives in light of COVID-19.
Pause the preparation of the RLDP until the implications of COVID-19 are fully known.	The RLDP is prepared having full regard to the evidence associated with the long-term implications of COVID-19. However, a revisit of the RLDP Issues, Vision and Objectives has demonstrated that these remain relevant in light of COVID-19 and the Plan's strategic direction of travel remains appropriate.	It is likely to be some time before the long-term implications of COVID-19 are fully known and supporting evidence is available. Pausing the preparation of the RLDP would lead to a significant delay in Plan progress. It is likely that earlier stages of the RLDP would need to be revised and additional associated evidence gathering needed. This would also have time implications in relation to the ISA and HRA processes. This would lead to a significant delay in preparing further stages of the RLDP and in adopting the Plan with resultant implications, including a policy vacuum as the Council would be without a development plan for a considerable period of time, and associated lack of certainty for communities and investors.	As above, the Issues, Vision and Objectives, as drafted, are considered to remain relevant to the County in light of COVID-19, albeit some are considered to have increased emphasis (as set out above). The strategic direction of the RLDP is considered to be appropriate to address and deliver the identified issues, vision and objectives, which assists in addressing the demographic and affordability challenges facing the County and seeks to deliver the Council's core purpose to build sustainable and resilient communities that support the well-being of current and future generations. It is not considered necessary to pause preparation of the RLDP in light of COVID-19.

Risk of ‘Drop dead’ date on local planning policy framework

Option	Benefit	Risk	Comment
That Cabinet writes to the Minister for Housing and Local Government to amend the legislation to remove the ‘drop dead date’ legislative provision to prevent a policy vacuum and allow for decisions to be taken in accordance with the existing LDP until the adoption of the RLDP, unless newer national policy or evidence indicates otherwise.	Unless newer national policy or evidence indicates otherwise, planning decisions would continue to be made in accordance with the existing LDP and the Council would be able to continue to support sustainable forms of development in accordance with the current local planning policy framework whilst resisting unwelcome development proposals.	Limited risk of taking action to write to the Minister for a change in the legislation.	The drop dead date would cause a local planning policy vacuum that would impair decision making within the county and result in uncertainty for our local communities. This is the preferred option.
Do nothing.	All decisions would be made in accordance with national planning policy and the loss of a local planning policy framework would enable focus to be retained on delivering the RLDP. It could result in additional speculative planning applications that are appropriate for the County.	We would not have a local planning policy framework until the adoption of the RLDP. Restricts the council in being able to manage development proposals appropriately and to support the provision of housing and economic opportunities that would benefit people and local communities. It could thwart other objectives, for example the loss of employment sites to other types of development.	The drop dead date would cause a local planning policy vacuum until the adoption of the RLDP.

6. RESOURCE IMPLICATIONS

- 6.1 Officer and consultant time and costs associated with the preparation of a Revised DA and associated CIS. The CIS may result in additional time and resources given the need to engage with communities with social distancing regulations. Any costs will be met from the Planning Policy budget.

7. CONSULTEES

- Planning Policy team
- Cabinet
- Enterprise DMT
- SLT

8. BACKGROUND PAPERS

- RLDP Preferred Strategy (March 2020)
- Growth and Spatial Options Background Paper (March 2020)
- Issues, Vision and Objectives Paper (January 2019, as amended June 2019 and March 2020)

9. AUTHORS:

Mark Hand
Head of Placemaking, Housing, Highways and Flood

Craig O'Connor
Head of Planning

Rachel Lewis
Planning Policy Manager

10. CONTACT DETAILS:

Tel: 07773478579
markhand@monmouthshire.gov.uk

Tel: 07816175737
craigoconnor@monmouthshire.gov.uk

Tel: 01633 644827
rachellewis@monmouthshire.gov.uk

APPENDICES:

APPENDIX 1: Welsh Government Letter 18/05/2020

APPENDIX 2: RLDP Issues – Revisit in Light of COVID-19

APPENDIX 3: Population and Age Dependency Graphs

APPENDIX 4: RLDP Objectives – Revisit in Light of COVID-19

APPENDIX 5: Future Generations Evaluation (including equalities and sustainability impact assessment)

This page is intentionally left blank

**Prif Gynllunydd, Y Gyfarwyddiaeth Gynllunio
Chief Planner, Planning Directorate**

To: Chief Planning Officers

18 March 2020

Dear colleagues,

Local Development Plan (LDP) Preparation - Novel Coronavirus (COVID-19)

Wales is becoming increasingly affected by the global pandemic, Novel Coronavirus (Covid-19). The health of every member of our community is the prime focus for us all at this challenging time and I know many of you have already been involved in local preparations to respond quickly and flexibly to the pandemic.

Over the last few days we have received a number of individual queries about how to progress LDPs at this time, in particular what do to about current and programmed public consultation and involvement events.

The key issues identified so far for LDPs are summarised below:

Local Authority Resources/Capacity

Many of you will be considering how to respond to the current exceptional circumstances, including the well-being of staff, the capacity of staff to progress LDPs, as well as prioritising functions within your authority to deal with the current situation. Reduced capacity within LDP teams will have a bearing on the progression of technical work to support the plan, as well as engaging with stakeholders.

Plan Engagement/Consultation

The Community Involvement Scheme (CIS) is an integral part of a Delivery Agreement (DA) setting out who will be consulted, at what stage in the plan preparation process and by what medium. Ensuring conformity with the CIS is a key test of 'soundness'; failure to comply with the CIS can result in plans being unable to be found 'sound' and therefore adopted.

Specifically, the CIS sets out how a Local Planning Authority (LPA) will engage and consult at the statutory consultation stages, i.e. Preferred Strategy and Deposit. The

detail of venues, dates, times and mechanisms will be expanded as the relevant stage is reached through public notices, press and social media outlets. These can range from drop in sessions, public events, specific engagement groups etc. This equally applies to some non-statutory stages, such as the call for sites (Candidate Sites).

The impact of Covid-19 is restricting the movement of people, accessibility to public buildings and cancellation of engagement events, placing an increasing emphasis on self-isolation, particularly for the elderly who often have more limited access to the Internet. The ability to fulfil the CIS with regards to plan consultation is becoming increasingly more difficult, and could be impossible in the near future.

Delivery Agreement/Timetable

The combination of the pressures on staff, re-prioritisation in response to the current exceptional circumstances and increasing inability to fulfil the CIS, means that LDPs will find it difficult to adhere to the agreed Delivery Agreement (DA). Compliance with the agreed DA is a test of 'soundness' issue which, if not adhered to, can result in LDPs not being found 'sound', unable to be adopted and may be open to legal challenge.

Proposed Way Forward

In light of the exceptional circumstances being experienced through the Covid-19 virus, progressing an LDP in line with the legal obligations set out in both the DA and CIS will not be possible.

The Planning and Compulsory Purchase Act 2004 (PCPA 2004) and the Town and Country Planning (Local Development Plan) (Wales) Regulations 2005, as amended, legislation does not anticipate, or articulate, how to deal with such exceptional circumstances.

Having considered a number of questions received from LPAs over the last few days our proposed approach is set out below.

LDPs subject to statutory consultation:

Where LPAs have fulfilled their legal obligations under the DA and CIS, they have completed that statutory stage, but will need to pause and reflect how they progress the plan. Technical work can be progressed, but reporting to Council and the ability to adhere to the agreed plan preparation timeline may be difficult, due to the current exceptional circumstances. Detailed consideration should be given to the implications on the timing of plan preparation and how much additional time will be required. This will require a revised DA at a later point in time. This situation applies to Pembrokeshire and Carmarthenshire.

- Pembrokeshire County Council – Consultation on the LDP Deposit plan concluded on the 18 March 2020. Provided all the engagement events specified in the CIS have been completed, the plan will have fulfilled its legal obligations regarding the consultation stage.

- Carmarthenshire County Council – Consultation on the LDP Deposit plan concludes on the 27 March 2020. Provided all the engagement events specified in the CIS are completed and stakeholders can access places where the relevant plan documentation is located, the plan will have fulfilled its legal obligations regarding the consultation stage. This is a matter for the LPA to confirm.

The following three LPAs are currently/imminently subject to public consultation but will not be in a position to fulfil their DA/CIS obligations.

- Monmouthshire County Council - Consultation on the LDP Preferred Strategy concludes on the 24 April 2020. The engagement events specified in the CIS will not be completed, as venues have subsequently become unavailable. This means the plan cannot fulfil its legal obligations regarding the consultation stage.
- Torfaen County Bough Council – The Council have sought a revised DA (currently subject to agreement) indicating public consultation on the Preferred Strategy commencing April 2020. The LPA will need to reflect on whether it can fulfil the consultation obligations in both the DA and CIS. It is unlikely this can be achieved under the current circumstances.
- Ceredigion County Council - The Council have sought a revised DA (currently subject to agreement) indicating public consultation on the Preferred Strategy commencing July 2020. The LPA will need to reflect on whether it can fulfil the consultation obligations in both the DA and CIS. It is unlikely this can be achieved under the current circumstances.

With regard to Monmouthshire Council the current Preferred Strategy consultation should stop immediately. The availability of venues, staff and ability of stakeholders to engage in the plan making process means compliance with the DA and CIS cannot be achieved. The published evidence base to support the plan should be retained on the Council website. The Preferred Strategy consultation stage should be repeated from the beginning at a later date when stakeholders and resources are available to ensure full compliance with the CIS. A revised DA will be required at a later point in time.

In relation to both Ceredigion and Torfaen Council, further consideration needs to be given to the timing of plan preparation, specifically the start date for commencing consultation on both Preferred Strategies. A revised DA to rectify any timing discrepancies can be achieved at a later date.

LDPs subject to examination/submission:

Two authorities are either at or nearing examination stage.

- Wrexham County Borough Council's LDP is currently subject to examination. Whilst the hearing sessions have completed, the appointed Inspectors have not published their report. Due to the stage reached in the LDP process there is no requirement for a revised DA.

- Flintshire County Council are due to submit their LDP for examination in June/July this year. The Council should continue to finalise the plan for submission and if possible gain Council approval. If submission of the plan is delayed, a revised DA will be required to accompany submission of the plan.

LDPs due to formally commence replacement plan preparation:

For those LPAs who are currently, or are about to consult on a draft DA, careful consideration should be given to the formal start date of LDP preparation. The exceptional circumstances may mean that the commencement of plan preparation may have to be postponed for several months to enable effective engagement in the plan preparation process, as set out in the CIS and DA. A revised DA will be required at a future date.

All remaining LPAs progressing LDPs:

For those LPAs not specified above the current exceptional circumstances will have a bearing on the ability to move forward over the forthcoming months. The Welsh Government is sympathetic to the pressures faced by all LPAs in the current climate. Whilst development plan coverage remains a key priority you should consider whether existing approved DAs can be adhered to, alongside CIS engagement plans. It would also be advisable to prepare a revised DA which can be submitted at a later date when greater clarity is available.

In summary, the Welsh Government is adopting a pragmatic approach as to how plan preparation accommodates the current exceptional circumstances. It is important not to progress plans that could be in conflict with the legal requirements set out in the CIS and DA. I am asking all LPAs to reflect on their individual circumstances and consider the most prudent way forward in these uncertain times. I would also stress that as much technical work as possible is undertaken during this period.

The Welsh Government will take a pragmatic view on the implications delays on plan preparation may have on other legislative requirements, such as the end dates of plans.

I trust this letter provides clarity on how we can collectively move forward over the forthcoming months and wish you all well at this difficult time.

Yours Sincerely,

N. Hemington .

Neil Hemington
Prif Gynllunydd, Y Gyfarwyddiaeth Gynllunio
Chief Planner, Planning Directorate

This page is intentionally left blank

APPENDIX 1: Replacement LDP Issues

Table 1: RLDP Issues Revisit in Light of Covid 19

A Prosperous Wales (Well-being Goal 1)	
Employment & Economy	
Issue	Revisit in Light of Covid 19 May 2020 – Comments:
<p>Issue 1 - There has been a slow uptake of employment land in the past. There is subsequently a need to consider whether existing available land is suitably located and fit for purpose for appropriate growth sectors. There is also a need to consider potential future demand for employment land along with Council aspirations for innovation across Monmouthshire in light of the recent removal of the Severn Bridge tolls and the ambitions and opportunities associated with the Cardiff Capital Region City Deal (CCRCD).</p> <p>Issue 2 - While unemployment is low there is a net-outflow of commuters, both levels of out commuting and distances travelled to work are relatively high. There is a need to provide support for inward investment and local employment growth/opportunities.</p> <p>Issue 3 - Wage levels available for local jobs are lower than the average for Wales and the UK. Evidence continues to suggest that the income for economically active women who both live and work within the County is significantly lower than that of men within the same category. This coupled with high property prices makes it difficult for young people and future generations to live and work locally. Additional employment opportunities for young people are required to help reduce the numbers of this age group leaving the County.</p> <p>Issue 4 - Monmouthshire has a dual economy. The qualifications, skills and earnings of the residents are above the regional and national average, however, for those working in the area earnings are lower and employment is relatively less skilled.</p>	<ol style="list-style-type: none"> 1. The economic impacts of COVID-19 are not yet known for the short, medium or long term, however the planning system has an important role to play in supporting economic recovery should there be an economic downturn. The provision of a range of suitable employment sites throughout the county will continue to be necessary to 2033 to enable economic growth and prosperity. An increase in agile/home working could alter office space requirements and potentially result in demand for new types of office space e.g. more serviced local agile working space /shared space. Demand for B8 buildings and land may increase with an increase in online shopping and associated delivery hubs. Emerging research by Lichfields suggests growth sectors are likely to be: logistics in the M4 corridor; medi-tech and life sciences; IT due to increased home working and on-line retail; energy and the environment linked to a green recovery; and tourism and hospitality. There are synergies between these growth sectors and the Cardiff Capital Region’s growth sectors and they present opportunities for Monmouthshire. The acceptance of and adaptation to home/agile working might make quality of life an increasingly important factor in business location decisions for new investment and expansion of existing businesses, which will be to Monmouthshire’s benefit. 2. Despite significant business grant support, unemployment is likely to increase in the short-term. The longer term picture is

Issue 5 - The increasing ageing population and shrinking working age population (the relative absence of 20-40 year olds and our median age of 48 years, compared to a median age of 34 years in Cardiff) is limiting employment growth within Monmouthshire and social sustainability of communities. This is exacerbated by limited Job opportunities and affordable housing availability.

Issue 6 - There is a need to sustain and regenerate the County's rural economy. There is current uncertainty regarding the impact of Brexit on agricultural subsidies.

Issue 7 - Higher levels of those in employment work at home compared to the Welsh average. Efficient digital infrastructure is essential to support home working and the general connectivity of the County's rural areas and to support economic growth¹.

Issue 8 - The role of high streets is changing due to out of town retail centres, the increase in internet shopping, changing shopping habits (e.g. top-up grocery shopping) and austerity and as a result vacancy rates in some of the County's retail centres have increased. There is a leakage of expenditure out of the County and a need to protect the County's retail centres from out of town developments.

Issue 9 - Tourism plays a significant part in the Monmouthshire economy particularly in assisting in the diversification of the rural economy and in sustaining the County's historic town centres. Visitor numbers to both serviced and non-serviced accommodation are significantly higher in Monmouthshire compared to the South East Wales average and have increased by 14.5% since 2012 (Monmouthshire STEAM Report 2017). Staying visitors generate a higher economic impact than day visitors (£146

unknown at this time. There could be a reduction in out-commuting and in-commuting due to an increase in home working (at least in the short-term: will communities retain these new habits/work patterns?). It is essential that the RLDP provides a positive planning policy framework to support and enable sustainable economic growth over the Plan period.

3. Provision of employment opportunities for young people remains a key issue. There may be increased employment in agriculture although these are not well paid jobs. There may be a review of salary levels for jobs previously deemed by some as 'low skilled' such as care workers, but now recognised for the skilled and high value jobs that they are. COVID-19 has promoted a local response in which communities have supported local businesses/economy which will be very positive if it endures.
4. Issues/challenges in relation to the dual economy remain relevant.
5. This issue is of increased relevance. Without a readjustment of the demography, a smaller cohort of younger people will be supporting a significantly larger cohort of older people and communities will be unsustainable COVID-19 has demonstrated the importance of community volunteering and support.
6. Rural economy – potential for increased demand for local food production and land needed to support /enable this, however the additional built-urban land-take of the RLDP Preferred Strategy is approximately 0.4% of the County's land area, meaning just 3.4% of the County would be 'built urban' (as

¹ The current situational analysis of Superfast Broadband Next Generation Access (NGA) coverage in the Cardiff Capital Region, based on the OMR/SAPC undertaken prior to the Superfast Cymru Phase 2 (SFC2) Procurement, paints a stark picture in terms of the current lack of coverage in Monmouthshire in comparison to our other nine Local Authority partners - currently 12.56% of premises in Monmouthshire are NOT covered in comparison to 3-4% in the other nine Local Authorities within the region.

million compared to £58 million in 2017: Monmouthshire STEAM Report 2017) highlighting the continued need for visitor accommodation.

defined by the Corine land categorisation) at the end of the Plan period.

- 7. Efficient digital infrastructure requirements are more essential in view of increased home working patterns that are likely to continue. Work is needed to identify gaps in digital infrastructure.**
- 8. High Streets will continue to change especially in the short-term due to the increase in online shopping associated with COVID-19. Potential increase in vacant units in our centres in the short-term. Longer-term impacts are more difficult to predict. Links to business rates. Re-imagining the high street will require flexible planning policies in our central shopping areas. Role for more independent retail offer in high streets e.g. around local food produce?**
- 9. Increased importance of local tourism economy (self-catering accommodation in particular in short term). Visitor numbers likely to increase given Monmouthshire’s tourism offer (landscape, open spaces, historic towns and heritage offer) – key asset to draw on.**

How can the Replacement LDP Influence these Issues?

A(i) The Replacement LDP can encourage a vibrant economy within the County, specifically by ensuring that sufficient employment sites are suitably located in attractive, accessible and sustainable locations and are of an appropriate size and type to meet the needs of the market/key employment/growth sectors, including, through support of start-up and growing businesses to help diversify the economy.

A(ii) The Replacement LDP can aim to ensure that there is a portfolio of sites available which is appropriate to market conditions and the needs of the Monmouthshire economy along with the wider Cardiff Capital Region.

All remain relevant.

Consideration can be given to using CPO powers to ensure sites come forward.

A(iii) The Replacement LDP can ensure that, wherever possible, jobs and homes are located in close proximity to each other to provide greater opportunity for people to work and live locally. The Replacement LDP can also ensure a range and choice of homes are available, in new developments, particularly where there is a need for affordable housing, to assist in regaining a balanced population.

A(iv) The Replacement LDP needs to take a role in strengthening the local economy, ensuring an appropriate economic base to enable people to live and work in the County.

A(v) The Replacement LDP can contain policies that support the diversification of the rural economy.

A(vi) The Replacement LDP can help to address digital exclusion by seeking to support the improvement of rural broadband and delivery of high speed connections.

A(vii) The Replacement LDP must contain policies that protect the vitality and viability of existing town centres, providing additional retail opportunities where appropriate, including in relation to the regeneration of Caldicot and Usk, and ensure that the distribution of development supports these main centres in order to retain retail expenditure.

A(viii) The Replacement LDP will enable a review of the towns' primary shopping frontages (PSF) and related policies to have regard to the changing role of the high street.

A(ix) The Replacement LDP can contain policies that encourage tourism development while at the same time ensuring that the natural and built heritage that attracts visitors to the area is preserved and enhanced.

Air	
Issue	
<p>Issue 10 - While air pollution is not a major problem in Monmouthshire it can cause significant problems for people’s health. The greatest problems associated with air quality in the County are caused by vehicle emissions, this is particularly apparent in the two Air Quality Management Areas in the County at Usk and Chepstow.</p>	<p>Remains an issue but radical change is possible if continued significant change in people’s working, leisure and shopping habits.</p>
How can the Replacement LDP Influence these Issues?	
<p>B(i) The Replacement LDP can seek to minimise any polluting effects that might arise from new development in the County by encouraging appropriate patterns of development that seek to reduce the usage of private vehicles and to allow for increased walking, cycling and use of public transport (active travel). It can also take measures to ensure that the location of new development does not worsen conditions in existing Air Quality Management Areas or result in new ones.</p>	<p>Remains relevant.</p>
Green Infrastructure, Biodiversity & Landscape	
Issue	
<p>Issue 11 - Monmouthshire is renowned for its beautiful landscapes and major biodiversity resources. The best of these assets should be protected, managed and enhanced for future generations.</p> <p>Issue 12 - There is a need to improve connectivity within the landscape through protecting and improving existing wildlife networks and corridors, including both green and blue infrastructure, and creating new linkages to allow species to move and adapt to climate change impacts. GI is also beneficial to human well-being.</p>	<p>These issues remain relevant. Enhanced importance of green /open spaces to enjoy locally to support and enhance well-being (importance of place-making, active travel in creating sustainable and resilient communities). An increased acceptance of/adaptation to home working means quality of life and environment might become increasingly important factors in decisions of where people buy homes or set up or expand their business.</p> <p>Links to Issue 9 Tourism.</p>
How can the Replacement LDP Influence these Issues?	

<p>C(i) The Replacement LDP should ensure that new development is sustainable, does not cause harm to international, national and locally protected sites and species and, that where appropriate, necessary mitigation measures are taken to avoid any such adverse effects.</p> <p>C(ii) The Replacement LDP must ensure biodiversity is considered in any development in order to protect any interest on the site and encourage biodiversity enhancements where necessary.</p> <p>C(iii) It will be necessary to undertake a Habitats Regulations Assessment of the Replacement LDP to ensure that any cumulative effects of development in Monmouthshire and adjoining areas does not result in harm to internationally designated nature conservation sites.</p> <p>C(iv) The Replacement LDP can contain policies to protect and enhance the green and blue infrastructure networks across the County.</p>	<p>All remain relevant.</p>
Flooding	
Issue	
<p>Issue 13 - Parts of the County are vulnerable to flooding. Climate change is likely to increase the risk of flooding, as well as many other risks, so mitigating climate change and building resilience is crucial.</p>	<p>Albeit not as a result of COVID-19, the recent flooding events in October 2019 and February 2020 have increased the relevance and importance of this issue. Amended national planning policy on flood risk is awaited.</p>
How can the Replacement LDP Influence these Issues?	
<p>D(i) The Replacement LDP must ensure new development is located away from flood risk areas and has a role to play in terms of reducing the risk from present day flood risk, as well as in relation to climate change adaptation and resilience.</p>	<p>Remains relevant.</p>
Minerals & Waste	
Issue	

<p>Issue 14 - Monmouthshire has made good progress in the promotion of the recycling and composting of waste, and the elimination of waste to landfill. Monmouthshire also has to make an appropriate contribution to the regional requirement for waste management.</p> <p>Issue 15 - Mineral extraction plays a limited role in Monmouthshire's economy but there is a need to safeguard the County's resources in order to make an appropriate contribution to the sustainable supply of aggregates to the South Wales economy as a whole.</p>	<p>These issues remain relevant.</p>
<p>How can the Replacement LDP Influence these Issues?</p>	
<p>E(i) The Replacement LDP can identify sites that are appropriate for waste management or disposal facilities to meet local or regional requirements.</p> <p>E(ii) The Replacement LDP can ensure that mineral resources are safeguarded and exploited in a sustainable fashion that also enables Monmouthshire to meet its obligation to make a contribution to the requirements of the South Wales region.</p>	<p>Remains relevant.</p>
<p>Land</p>	
<p>Issue</p>	
<p>Issue 16 - There are limited opportunities for brownfield development within the County's existing urban areas.</p> <p>Issue 17 - Monmouthshire has a significantly high percentage of best and most versatile agricultural land (i.e. Grade 1, 2 or 3a). While there is a need to conserve these resources, there are limited opportunities within the County for brownfield development and development on lower grades of agricultural land (i.e. Grade 3b, 4 and 5).</p>	<p>16. This issue remains relevant. With level of support being given to local business we would hope they remain solvent and there'll continue to be few brownfield opportunities throughout Monmouthshire.</p> <p>17. This issue remains relevant. Potential for increased demand for local food production and land needed to support /enable this, however the additional built-urban land-take of the RLDP Preferred Strategy is approximately 0.4% of the County's land area, meaning just 3.4% of the County would be 'built urban' (as defined by the Corine land categorisation) at the end of the Plan period.</p>
<p>How can the Replacement LDP Influence these Issues?</p>	

<p>F(i) The Replacement LDP will seek to prioritise the use of previously developed land where opportunities arise.</p> <p>F(ii) The Replacement LDP should seek to protect best and most versatile agricultural land whilst at the same time recognising that this will not always be possible where there is an overriding need for development.</p>	<p>Remains relevant.</p>
<p>A Healthier Wales (Well-being Goal 3)</p>	
<p>Human Health</p>	
<p>Issue</p>	
<p>Issue 18 - While Monmouthshire performs relatively well on indicators relating to health, there is a need to promote opportunities for healthy living particularly in the context of an ageing population.</p> <p>Issue 19 - While an ageing population brings many opportunities, it also brings challenges and increases in the number of people living with long term conditions can create pressures on existing health care provision.</p> <p>Issue 20 - On the whole Monmouthshire’s residents have good access to public open space, however, there are deficiencies in many of the County’s communities in relation to community and recreational facilities. This can contribute to rural isolation in certain areas.</p> <p>Issue 21 - Obesity is a growing problem throughout Wales. Although obesity rates in Monmouthshire are below the Welsh average consideration should be given to promoting healthy lifestyles.</p>	<p>18. This issue remains relevant. Increased focus/importance of well-being and enabling provision of local green /open spaces for everyone to use.</p> <p>19. This issue remains relevant. Importance of ensuring our County has balanced communities – younger people are needed to support older people in our communities, as demonstrated by the current pandemic.</p> <p>20. This issue remains relevant. Increased focus/importance of well-being and enabling provision of local green /open spaces for everyone to use</p> <p>21. This issue remains relevant. Increased focus/importance of well-being and enabling provision of local green /open spaces for everyone to use to enable and encourage healthier lifestyles.</p>
<p>How can the Replacement LDP Influence these Issues?</p>	
<p>G(i) The Replacement LDP can assist in creating a healthier Monmouthshire by ensuring sufficient policies are in place to support the provision of blue and green infrastructure and retention of the existing resource.</p> <p>G(ii) The Replacement LDP can provide policies to ensure health care provision is supported.</p> <p>G(iii) The Replacement LDP can affect the provision of public open space and recreation by protecting, where necessary, existing open space and facilities</p>	<p>All remain relevant.</p>

<p>as well as requiring new development to make a contribution to the provision of additional facilities.</p>	
<p>A More Equal Wales (Well-being Goal 4)</p>	
<p>Population</p>	
<p>Issue</p>	
<p>Issue 22 - Monmouthshire is a predominantly rural county with almost half (47%) of the total population living in wards defined as being in rural areas (i.e. with a population of less than 10,000). Issue 23 - The population of Monmouthshire has shown a steady increase over a ten year period to 2011, although more recently the rate of growth has slowed. This growth is being fuelled by in-migration. Issue 24 - Monmouthshire has a significantly higher proportion of older age groups (65+) and lower proportion of young adults (16 – 44) compared to the Welsh average, the sharpest decline of which is in the working age population. The relative absence of young adults is often linked to the affordability of housing across the County and has an impact on future prospects of economic growth.</p>	<p>These issues remain relevant. Importance of ensuring our County has balanced communities – younger people are needed to support older people in our communities, as demonstrated by the current pandemic.</p>
<p>How can the Replacement LDP Influence these Issues?</p>	
<p>H(i) The Replacement LDP must decide on the level of growth appropriate for Monmouthshire and the spatial distribution of this growth between different urban and rural communities to address the challenges we face (including demography and affordability), balancing the greater</p>	<p>All remain relevant.</p>

<p>sustainability of urban settlements with the difficulties of maintaining services in rural areas.</p> <p>H(ii) There is a need to achieve a more balanced population structure to ensure there is a sufficient population of working aged people to support the Monmouthshire economy and to provide more opportunities for young people to both to stay within and move to the area. The Replacement LDP needs to take a role in strengthening the local economy, ensuring an appropriate economic base to enable people to live and work in the County and ensuring that demand for homes is satisfied by providing good quality affordable homes for those who need them.</p> <p>H(iii) The Replacement LDP can help to address issues surrounding the ageing population through facilitating the provision of accessible services supported by connective infrastructure to meet local population growth needs.</p>	
<p>A Wales of Cohesive Communities (Well-being Goal 5)</p>	
<p>Housing</p> <p>Issue</p>	
<p>Issue 25 - Average house prices in the County are high at £301,642 when compared to the Welsh average of £187,139 (Hometrack January 2019). The most significant increases have been experienced in recent years. There is a need to consider the potential impact on house prices arising from the recent removal of the Severn Bridge Tolls, the ambitions and opportunities associated with the Cardiff Capital Region City Deal and the South East Wales Metro, together with the economic growth of the Bristol/SW region and the opportunities for Monmouthshire as a border county and its location between Bristol and Newport and Cardiff, the 'Great Western Cities'.</p> <p>Issue 26 - House prices are also high in relation to earnings and there is a pressing need for additional affordable housing in the County in both urban and rural areas to assist in ensuring a balanced population.</p> <p>Issue 27 - A range and choice of housing is needed to both meet the needs of an ageing population and to attract and retain the younger age groups.</p>	<p>25. House prices could reduce but this is unknown at present. They would remain well above the Wales average and with the house price to salary ratio being out of reach for many. Potential for increased demand to live in Monmouthshire, given our rural areas, open spaces/ landscape.</p> <p>26. House prices are likely to remain significantly above Wales average so affordability will remain a key issue. Unemployment could exacerbate this. Importance to communities of lower paid jobs e.g. carers, and need for housing (e.g. key worker housing).</p> <p>27. Enabling a range and choice of homes (housing mix) in future housing developments remains a key issue. The Care Homes model might change, and there may be greater desire to live well at home. Age- and lifestyle-appropriate housing will be needed. COVID-19 has revealed a greater level of homelessness than previously known. The Welsh Government's clear ambition is to provide permanent accommodation</p>

<p>Issue 28 - There is limited scope for significant or long term expansion of the existing urban areas within the County due to a mix of physical, environmental and policy constraints.</p>	<p>for all those temporarily accommodated during COVID-19, with a move away from shared accommodation to one bed homes. Affordable housing provision will continue to be critical, as is the need for balanced communities (range of ages) to create sustainable and resilient communities.</p> <p>28. This issue remains relevant.</p>
<p>How can the Replacement LDP Influence these Issues?</p>	
<p>I(i) The Replacement LDP will affect the amount of housing to be provided by both deciding on overall levels of growth/spatial options and by setting thresholds and proportions to determine the amount of this residential development that is affordable. It can also ensure a range and choice of homes are available in new developments and influence the type, tenure and nature of housing built within the County.</p> <p>I(ii) The Replacement LDP will have to resolve the amount of housing to be built in rural areas, balancing the need to sustain rural settlements by supporting services and enabling people to remain in their communities with the need to protect the countryside and ensure sustainable patterns of development.</p> <p>I(iii) The Replacement LDP process must balance the extent to which the Main Towns and Severnside area can continue to accommodate further growth in the medium to long term against the potential for a new settlement in order to facilitate the creation of sustainable resilient communities.</p>	<p>All remain relevant.</p>
<p>Infrastructure</p>	
<p>Issue</p>	
<p>Issue 29 - Poor access to community facilities and declining local service provision is a particular issue for rural communities.</p> <p>Issue 30 - Limited public transport, particularly in rural areas makes it harder to access jobs, services and facilities, which could be exacerbated by rising fuel prices. There are nevertheless future opportunities for investment in</p>	<p>29. This issue remains relevant.</p> <p>30. This issue remains relevant. Future demand for public transport is likely to reduce in the short term given social distancing and associated health concerns. More people working from home or local hubs will</p>

<p>public transport through the Cardiff Capital Region City Deal and advances in technology.</p> <p>Issue 31 - There is a need to ensure that adequate physical, digital and social infrastructure is provided to support new development. This includes: broadband infrastructure, the provision of sufficient water and sewerage infrastructure, transport infrastructure and active travel to support non-car modes of travel.</p>	<p>reduce congestion (at least in short-term) and increase demand for active travel routes.</p> <p>31. This issue remains relevant. Digital infrastructure and active travel demand will increase due to increase in agile /home working.</p>
<p>How can the Replacement LDP Influence these Issues?</p>	
<p>J(i) The Replacement LDP can consider allocating land for housing and employment in rural areas in an attempt to sustain existing rural community facilities and services, weighing this against the need to avoid unsustainable travel patterns.</p> <p>J(ii) The Replacement LDP can help ensure adequate provision of infrastructure to serve new development and can contain support policies to enable improvements or enhancements for existing development, e.g. provision of electric vehicle charging (EVC), broadband connectivity and renewable energy.</p> <p>J(iii) The Replacement LDP will contain allocations and policies to support the priorities of the emerging local transport plan and cycling strategy.</p>	<p>All remain relevant.</p>
<p>A Wales of Vibrant Culture & Thriving Welsh Language (Well-being Goal 6)</p>	
<p>Cultural Heritage</p>	
<p>Issue</p>	
<p>Issue 32 - Monmouthshire has a significant built heritage resource in terms of scheduled ancient monuments, listed buildings, conservation areas,</p>	<p>32. This issue remains relevant.</p>

historic parks and gardens and archaeologically sensitive sites that, together with their settings, require protection and enhancement.

Issue 33 - There is a need to protect, promote and enhance the best of our landscape and heritage which are an important part of our culture and play a key role in tourism and economic growth, along with providing support for the Welsh Language to ensure it is safeguarded and supported.

Issue 34 - The distinctive settlement pattern of Monmouthshire relates to historic towns and villages and their relationship with the surrounding rural areas. There has nevertheless been substantial suburban expansion in the South of the County, particularly adjacent to the M4 corridor. This area is likely to receive further pressure for growth due to the recent removal of the Severn Bridge Tolls and the ambitions and opportunities associated with the Cardiff Capital Region City Deal and the South East Wales Metro, together with the economic growth of the Bristol/SW region and the opportunities for Monmouthshire as a border county and its location between Bristol and Newport and Cardiff, the 'Great Western Cities'.

How can the Replacement LDP Influence these Issues?

K(i) The Replacement LDP can contain measures to preserve and enhance the built heritage and best of the historic environment of Monmouthshire.

K(ii) The Replacement LDP can help protect, promote and enhance the best of our landscape and heritage which are an important part of our culture and play a key role in tourism and economic growth, along with providing support for the Welsh Language to ensure it is safeguarded and supported.

K(iii) Community involvement provides an opportunity to seek views on how Welsh language and culture interact with LDP policies and proposals. The future of the Welsh language depends on a range of factors beyond the planning system, particularly education, demographic change, community activities and a sound economic base to maintain thriving sustainable communities. The planning system can contribute to the future well-being of the Welsh language by creating conditions for well-paid employment

33. Increased emphasis on importance of our heritage as a tourist attraction with links to Issue 9, with a likely increase in staycations and fewer holidays abroad at least in the short term. Monmouthshire's heritage sites are likely to be a popular destination compared to crowded beaches or urban locations.

34. This issue remains relevant.

All remain relevant.

<p>opportunities and a range of quality housing options resulting in sustainable communities. Planning policies must not seek to control housing occupancy on linguistic grounds².</p> <p>K(iv) The Replacement LDP can play a key role in promoting good quality sustainable design that will enable new development and future growth to respect and enhance the existing distinctive character of Monmouthshire.</p>	
Landscape	
Issue	
<p>Issue 35 - Monmouthshire has a rich and diverse landscape that brings wider benefits to the local economy particularly through tourism and health and well-being. Monmouthshire as a whole incorporates parts of the Wye Valley Area of Outstanding Natural Beauty, the Brecon Beacons National Park and the Blaenavon Industrial Landscape World Heritage Site.</p>	<p>35. This issue remains relevant. Increased emphasis on importance of our landscape given links to health and well-being. And links to tourism (Issue 9), with a likely increase in staycations and fewer holidays abroad at least in the short term. Monmouthshire's open countryside is likely to be a popular destination compared to crowded beaches or urban locations.</p>
How can the Replacement LDP Influence these Issues?	
<p>L(i) The Replacement LDP must seek to protect high quality landscapes throughout the County, paying particular attention to those contained in the Wye Valley Area of Outstanding Natural Beauty, the Blaenavon World Heritage Site and in the setting of the Brecon Beacons National Park.</p>	<p>Remains relevant.</p>
A Globally Responsible Wales (Well-being Goal 7)	
Climatic Factors	
Issue	
<p>Issue 36 - The volume of traffic in the County has continued to increase, up nearly 10% in the seven years to 2017 (<i>StatsWales, August 2018</i>). There is a pattern of relatively long travel to work distances, high levels of car ownership and reliance on the private car.</p>	<p>36. This could change with increased home working patterns but could be a short-term change. Impact on car sharing – people less likely to car share due to social distancing etc. in the short-term? Reliance on private car use could increase if people are concerned about using public transport.</p>

² Technical Advice Note 20 paragraphs 1.7.3, 2.2 and 2.6.4

<p>Issue 37 - Small Scale and Local Authority wide Renewable Energy schemes are generally supported across Monmouthshire, however, a more proactive approach should be undertaken for schemes of a local authority scale (i.e. 5MW - 25MW).</p> <p>Issue 38 - Monmouthshire’s rurality, limited public transport, high levels of car ownership and the subsequent reliance on the private car, combined with high energy consumption and waste management can all contribute to carbon emissions. MCC recognises that we are in a climate emergency and has committed to strive to limit the increase in global temperatures to 1.5°C.</p>	<p>37. This issue remains relevant. Increased emphasis on renewable energy/demand for solar panels etc. Links to climate emergency agenda. Potential increased energy demand from increased home working but offset by reduced energy demand from office space as more people work from home.</p> <p>38. This issue remains relevant. There is huge potential for a radical shift in how we live and work and spend our leisure time. If office workers routinely work from home 50% of the time, commuting levels and congestion will reduce considerably. If both parents are not commuting to work every day, children might be walked to school on those home working days, reducing rush hour traffic further. The rurality of the County limits the applicability of this option, however. Culturally, some are seeing COVID-19 as the Earth releasing a safety valve and people are rethinking priorities and how they live and how they support their local community. This new approach may have very positive implications in terms of carbon emissions, climate change and quality of life.</p>
<p>How can the Replacement LDP Influence these Issues?</p>	
<p>M(i) Concerns about climate change require that efforts are made to reduce the reliance on the private car and the consequent impact of carbon dioxide emissions. The Replacement LDP needs to consider appropriate patterns of development that promote a safe, efficient, accessible and sustainable transport system that provides opportunities for walking and cycling and encourages active travel in order to support carbon reduction. The RLDP will provide a mix of employment and housing allocations with the aim of reducing the need to travel, acknowledging however that the reasons why people live where they do is complex.</p> <p>M(ii) A renewable energy assessment will be undertaken to identify areas of potential for local authority and strategic renewable energy development.</p>	<p>M(i) Could prove challenging to reduce reliance on private car in view of concerns over public transport use (short-term). But if home working patterns continue over longer term commuting levels will reduce with positive impact on air quality.</p> <p>M(ii) Remains relevant.</p> <p>M(iii) Remains relevant.</p>

M(iii) The RLDP will consider ways to support carbon reduction through a variety of measures including the use of renewable energy, the design and location of new development, encouraging balanced job and population growth to reduce out-commuting, the provision of broadband connectivity to reduce the need to travel, the provision of ultra-low emission vehicle charging infrastructure to reduce emissions and improve air quality, and the provision of quality Green Infrastructure. Proposals will be considered against our commitment to strive to limit the increase in global temperatures to 1.5°C.

Appendix 3: Population and Age Dependency Graphs

Chart 1A: Population Growth/Decline by Age Group 2018-2033 – Growth Option (5A+)

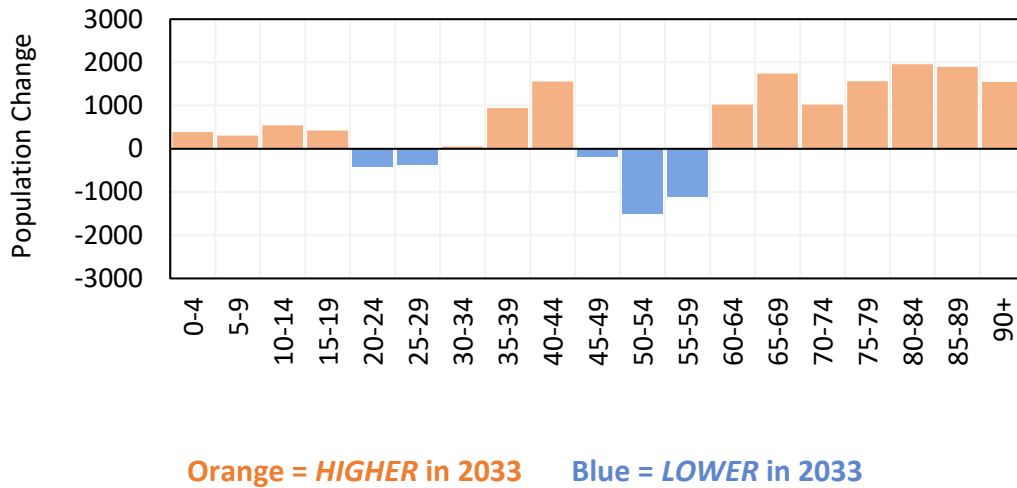
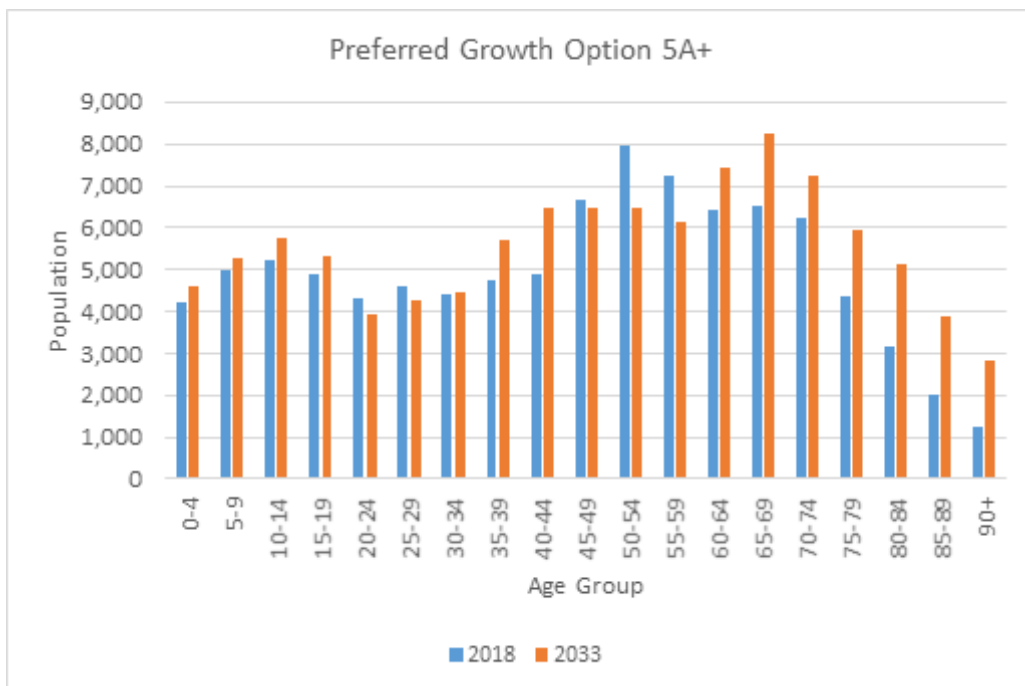
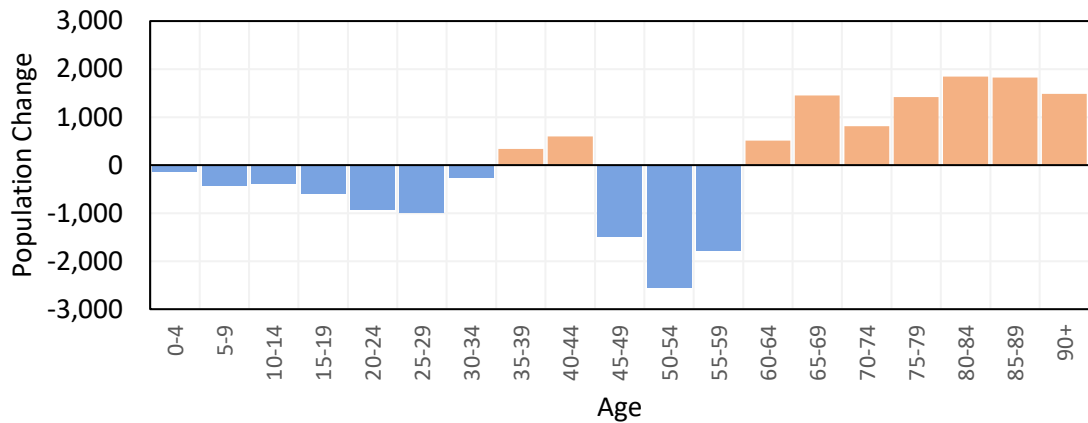


Chart 1B: Total Population by Age Group 2018 compared to 2033 – Growth Option (5A+)



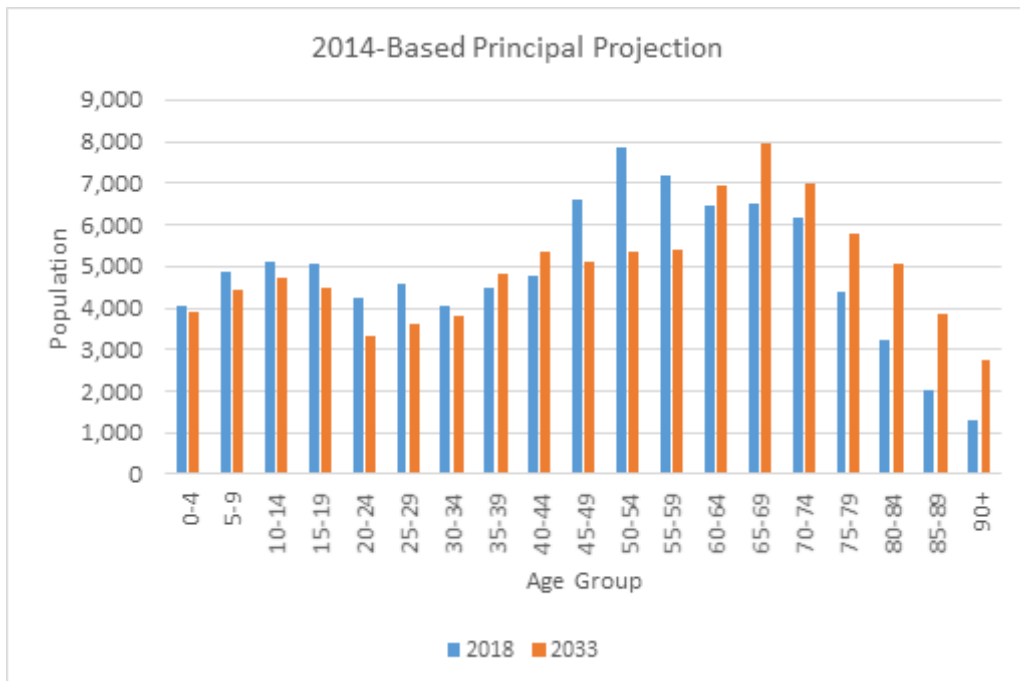
Growth Option 5A+ gives us 2529 more 30-60 year olds and 7987 more over 70s.

Chart 2A: Population Growth/Decline by Age Group 2018-2033 - WG 2014-Based Principal Projection



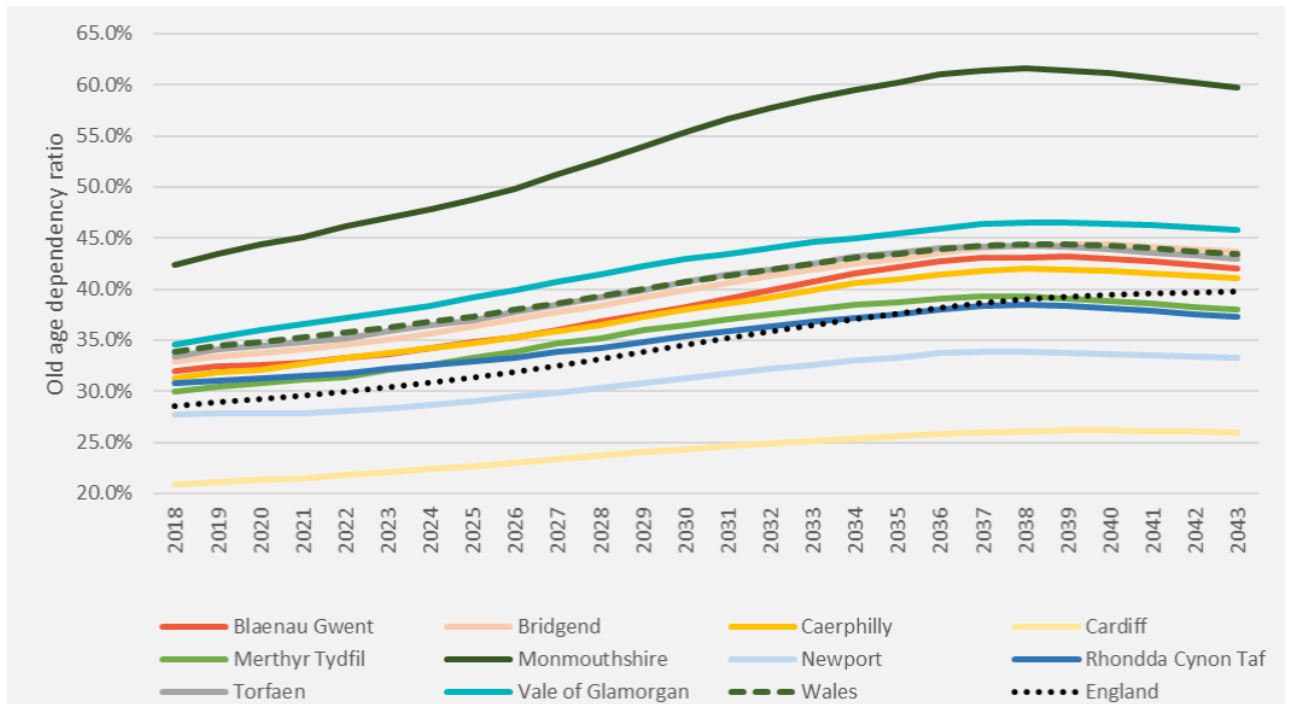
Orange = HIGHER in 2033 Blue = LOWER in 2033

Chart 2B: Total Population by Age Group 2018 compared to 2033 - WG 2014-Based Principal Projection



Following the 2014 projections would give us 3209 fewer 30-69 year olds and 7372 more over 70s.

Old Age Dependency 2018-2043 South East Wales, Wales and England



Source: Lichfields, June 2020

This page is intentionally left blank

Table 2: RLDP Objectives Revisit in Light of COVID-19

LDP Objective Number	Headline	LDP Objective	LDP Issues addressed	Main PPW10 theme	Monmouthshire PSB Well-being Plan objective	Revisit in Light of COVID-19 May 2020: Comments
A Prosperous Wales (Well-being Goal 1)						
Objective 1	Economic Growth/ Employment	To support a thriving, well-connected, diverse economy, which provides a range of good quality employment opportunities to enable and encourage indigenous business growth and attract inward investment and competitive innovative businesses in appropriate growth sectors, including through the provision of start-ups and grow on spaces.	1, 2, 3, 4, 5, 6, 7, 24	Productive and enterprising places	Develop opportunities for communities and business to be part of an economically thriving and well-connected county.	Still relevant. The planning system can play a key role in supporting economic recovery following COVID-19 should there be an economic downturn. The increase in home/agile working may mean that business location focuses more on quality of life than transport infrastructure.

LDP Objective Number	Headline	LDP Objective	LDP Issues addressed	Main PPW10 theme	Monmouthshire PSB Well-being Plan objective	Revisit in Light of COVID-19 May 2020: Comments
Objective 2	Retail centres	To sustain and enhance the County towns of Abergavenny, Chepstow, Monmouth, Caldicot and Usk as vibrant and attractive retail centres serving their own populations and those of their surrounding hinterlands, along with increasing the potential customer base through future growth whilst recognising that the role of these centres is evolving.	8	Active and social places	Develop opportunities for communities and business to be part of an economically thriving and well-connected county.	Still relevant. Although the long term implications of COVID-19 on our High Streets will not be known for some time, flexible policies can support the evolution and re-imagining of our town centres.
A Resilient Wales (Well-being Goal 2)						
Objective 3	Green Infrastructure, Biodiversity and Landscape	To protect, enhance and manage Monmouthshire's natural environment and ecosystems. This includes, the Wye Valley Area of Outstanding Natural Beauty, the County's other high quality and distinctive landscapes, protected sites, protected species and other biodiversity interests, along with the connectivity between them by creating new linkages for them to adapt while at the same time maximising benefits for the economy, tourism, health and well-being.	11, 12, 35	Distinctive and natural places	Protect and enhance the resilience of our natural environment whilst mitigating and adapting to the impact of climate change.	Still relevant - COVID-19 has sharpened the public focus on the quality of their home environment. Place-making and green infrastructure will be increasingly important to community wellbeing and as a choice for home-buyers.

LDP Objective Number	Headline	LDP Objective	LDP Issues addressed	Main PPW10 theme	Monmouthshire PSB Well-being Plan objective	Revisit in Light of COVID-19 May 2020: Comments
Objective 4	Flood risk	To ensure that new development takes account of the risk of flooding, both existing and in the future, including the need to avoid inappropriate development in areas that are at risk from flooding or that may increase the risk of flooding elsewhere and the need to design development to appropriately manage surface water run-off.	12, 13	Distinctive and natural places	Protect and enhance the resilience of our natural environment whilst mitigating and adapting to the impact of climate change.	Increased relevance given recent floods experienced in parts of Monmouthshire.
Objective 5	Minerals and Waste	To meet the County's regional and local obligations to manage and dispose of its waste and to safeguard and exploit its mineral resource in a sustainable fashion.	14, 15	Productive and enterprising places	Protect and enhance the resilience of our natural environment whilst mitigating and adapting to the impact of climate change.	Still relevant
Objective 6	Land	To promote the efficient use of land, including the need to: <ul style="list-style-type: none"> • maximise opportunities for development on previously developed land, whilst recognising that brownfield opportunities are limited in Monmouthshire. • protect the best and most versatile (BMV) agricultural land whilst at the same time recognising that this 	16, 17	Strategic and spatial choices	Protect and enhance the resilience of our natural environment whilst mitigating and adapting to the impact of climate change.	Still relevant - there may be an increased emphasis on local food production and therefore the protection of the best and most versatile agricultural land, however this must be seen in the context that

LDP Objective Number	Headline	LDP Objective	LDP Issues addressed	Main PPW10 theme	Monmouthshire PSB Well-being Plan objective	Revisit in Light of COVID-19 May 2020: Comments
		will not always be possible given high proportion of BMV land in the County and the limited opportunities for brownfield development.				the RLDP Preferred Strategy would result in just 3.4% of the county being 'built up', compared to 3% now.
Objective 7	Natural resources	To promote the efficient use of natural resources including providing increased opportunities for water efficiency, energy efficiency, renewable energy, recycling and waste reduction.	14, 15, 31, 37	Productive and enterprising places	Protect and enhance the resilience of our natural environment whilst mitigating and adapting to the impact of climate change.	Still relevant - increased importance of renewable energy and energy efficiency due to increased home working.
A Healthier Wales (Well-being Goal 3)						
Objective 8	Health and Well-being	To improve access for all to recreation, sport, leisure activities, open space and the countryside and to enable healthier lifestyles.	18, 20, 21, 33, 35	Active and social places	Provide children and young people with the best possible start in life.	Still relevant – increased importance of provision of locally accessible open space for health and well-being.
A More Equal Wales (Well-being Goal 4)						
Objective 9	Demography	To increase opportunities for the younger population to both live and work within Monmouthshire to assist in ensuring a balanced demography.	2, 3, 4, 5, 24	Active and social places	Respond to the challenges associated with demographic change.	Still relevant – increased importance to enable sustainable and resilient communities. Enabling balanced communities (range of ages) remains

LDP Objective Number	Headline	LDP Objective	LDP Issues addressed	Main PPW10 theme	Monmouthshire PSB Well-being Plan objective	Revisit in Light of COVID-19 May 2020: Comments
						essential – younger people are needed to support older people across our communities, as demonstrated by the current pandemic.
A Wales of Cohesive Communities (Well-being Goal 5)						
Objective 10	Housing	To provide a level of housing that is sufficient to provide a wide ranging choice of homes both for existing and future residents, while ensuring that local needs for appropriate, affordable and accessible housing are met as far as possible, particularly in towns but also in rural areas, so long as such housing can assist in building sustainable balanced communities.	23, 25, 26, 27, 28	Active and social places	Respond to the challenges associated with demographic change.	Still relevant. Enabling a range and choice of homes (housing mix) in future housing development remains a key objective in order to create sustainable and resilient communities. Linked to provision of older person housing (possible future changes to the Care Home model) and homelessness. Quality of life may become a greater home-buyer priority than proximity

LDP Objective Number	Headline	LDP Objective	LDP Issues addressed	Main PPW10 theme	Monmouthshire PSB Well-being Plan objective	Revisit in Light of COVID-19 May 2020: Comments
						to work, due to home/agile working.
Objective 11	Place-making	To promote good quality sustainable places through design, layout and mix of uses that enhance the character and identity of Monmouthshire's settlements and countryside; create attractive, safe and accessible places to live, work and visit; and promote people's prosperity, health, happiness and well-being.	1, 11, 12, 18, 20, 27, 28, 29, 30, 31, 32, 34, 35	Strategic and spatial choices	Respond to the challenges associated with demographic change.	Still relevant - COVID-19 has sharpened the public focus on the quality of their home environment. Place-making and green infrastructure will be increasingly important to community wellbeing and as a choice for home-buyers.
Objective 12	Communities	To build sustainable resilient communities where people have good access to employment, shops, housing, public transport, active travel, healthcare, community and cultural facilities.	1, 5, 7, 8, 9, 18, 20, 25, 26, 27, 29, 30, 31, 33, 35	Strategic and spatial choices	Develop opportunities for communities and business to be part of an economically thriving and well-connected county.	Still relevant. Increased importance of creating sustainable and resilient communities. Community volunteer support during COVID-19 has been strong. It is hoped this community spirit will be maintained and will be harnessed to support local businesses.

LDP Objective Number	Headline	LDP Objective	LDP Issues addressed	Main PPW10 theme	Monmouthshire PSB Well-being Plan objective	Revisit in Light of COVID-19 May 2020: Comments
Objective 13	Rural Communities	To sustain existing rural communities as far as possible by providing development opportunities of an appropriate scale and location in rural areas in order to assist in building sustainable rural communities and strengthening the rural economy.	6, 7, 20, 22, 26, 29, 30, 34	Productive and enterprising places	Develop opportunities for communities and business to be part of an economically thriving and well-connected county.	Still relevant. Increased importance of creating sustainable and resilient rural communities.
Objective 14	Infrastructure	To ensure that appropriate physical and digital infrastructure (including community and recreational facilities, sewerage, water, transport, schools, health care and broadband etc.) is in place or can be provided to accommodate new development.	12, 19, 20, 31	Productive and enterprising places	Develop opportunities for communities and business to be part of an economically thriving and well-connected county.	Increased importance of digital infrastructure linked to agile/home working.
Objective 15	Accessibility	To seek to reduce the need to travel by promoting a mix of land use allocations and improved internet connectivity, and where travel is required, to provide opportunities for active travel and integrated sustainable transport.	10, 30, 36	Active and social places	Develop opportunities for communities and business to be part of an economically thriving and well-connected county.	Still relevant. Working from home and active travel may become more important than public transport, although public transport improvements are still much needed.

LDP Objective Number	Headline	LDP Objective	LDP Issues addressed	Main PPW10 theme	Monmouthshire PSB Well-being Plan objective	Revisit in Light of COVID-19 May 2020: Comments
A Wales of Vibrant Culture & Thriving Welsh Language (Well-being Goal 6)						
Objective 16	Culture, Heritage and Welsh Language	To protect and enhance the built environment, culture and heritage of Monmouthshire for the future while maximising benefits for the economy, tourism and social well-being, including supporting and safeguarding the Welsh Language.	9, 32, 33, 34, 35	Distinctive and natural places	Protect and enhance the resilience of our natural environment whilst mitigating and adapting to the impact of climate change.	Still relevant – staycations rather than holidays abroad are likely to increase in popularity at least in the short term. Monmouthshire’s open countryside offers an attractive alternative to crowded beaches or urban spaces.
A Globally Responsible Wales (Well-being Goal 7)						
Objective 17	Climate Change	To strive to limit the increase in global temperatures to 1.5°C, supporting carbon reduction through a variety of measures including the use of renewable energy, the design and location of new development, encouraging balanced job and population growth to reduce out-commuting, the provision of broadband connectivity to reduce the need to travel, the provision of ultra-low emission vehicle charging infrastructure to reduce emissions and improve air quality, and the	10, 12, 36, 37, 38	Distinctive and natural places	Protect and enhance the resilience of our natural environment whilst mitigating and adapting to the impact of climate change.	Still relevant. Change in travel patterns due to the current pandemic has shown what can be achieved.

LDP Objective Number	Headline	LDP Objective	LDP Issues addressed	Main PPW10 theme	Monmouthshire PSB Well-being Plan objective	Revisit in Light of COVID-19 May 2020: Comments
		provision of quality Green Infrastructure.				

This page is intentionally left blank

Appendix 5



monmouthshire
sir fynwy

Equality and Future Generations Evaluation

<p>Name of the Officer completing the evaluation Mark Hand</p> <p>Phone no: 07773 478579 E-mail: markhand@monmouthshire.gov.uk</p>	<p>Please give a brief description of the aims of the proposal</p> <p>To review the Replacement Local Development Plan (RLDP) Issues, Vision and Objectives in the light of COVID-19 to consider if they remain relevant and true.</p> <p>The Issues, Vision and Objectives Paper identifies the key issues, challenges and drivers facing the County and sets out the Vision and objectives for the Replacement LDP. They form the foundation for the RLDP and influence its strategic direction.</p>
<p>Name of Service area</p> <p>Planning (Planning Policy)</p>	<p>Date</p> <p>02/06/2020</p>

1. **Are your proposals going to affect any people or groups of people with protected characteristics?** Please explain the impact, the evidence you have used and any action you are taking below.

Protected Characteristics	Describe any positive impacts your proposal has on the protected characteristic	Describe any negative impacts your proposal has on the protected characteristic	What has been/will be done to mitigate any negative impacts or better contribute to positive impacts?
Age	The Issues, Vision and Objectives Paper considers the demographic profile of Monmouthshire and aims to have a positive impact on people of all ages, particularly through increasing opportunities for the younger population to both live and work within Monmouthshire to assist in ensuring a balanced demography whilst also supporting the needs of the older population.	None	The Vision and Objectives aim to provide a more balanced demographic profile for Monmouthshire. The issues, vision and objectives will help to shape the Replacement Plan. COVID-19 has demonstrated the importance of sustainable communities and a balanced demography to support the older age groups.
Disability	The Issues, Vision and Objectives Paper includes the need to ensure the provision of a wide-ranging choice of homes including meeting affordable and accessible housing needs as far as possible. The Issues, Vision and Objectives recognise the importance of the health and well-being of people and aims to create attractive, safe and accessible places to live, work and visit.	None	The Vision and Objectives aim to support the well-being of current and future generations, a Monmouthshire that is that are more inclusive, cohesive, prosperous and vibrant. The issues, vision and objectives will help to shape the Replacement Plan.
Gender reassignment	None	None	N/A
Marriage or civil partnership	None	None	N/A
Pregnancy or maternity	None	None	N/A
Race	None	None	N/A

Protected Characteristics	Describe any positive impacts your proposal has on the protected characteristic	Describe any negative impacts your proposal has on the protected characteristic	What has been/will be done to mitigate any negative impacts or better contribute to positive impacts?
Religion or Belief	None	None	N/A
Sex	One of the challenges facing the County is the imbalance between male and female earnings, although this situation is improving. The Issues, Vision and Objectives include reference to economic growth and employment provision, which could indirectly impact on wage equality.	None	The Vision and Objectives aim to support economic growth and prosperity. The issues, vision and objectives will help to shape the Replacement Plan.
Sexual Orientation	None	None	N/A
Welsh Language	The Welsh Language is a material planning consideration. The Issues, Vision and Objectives include reference to supporting and safeguarding the Welsh Language.	None	The Vision and Objectives aim to support culture and the Welsh Language. The issues, vision and objectives will help to shape the Replacement Plan.
Poverty	The RLDP Preferred Strategy currently out to consultation seeks to address the identified Issues and Objectives around Monmouthshire's high average house prices and house price to salary ratio. There is a considerable need for affordable housing within the County, and the affordable housing-led strategy will help address this. COVID-19 has exposed a higher level of homelessness than previously known, and the Welsh Government's clear objective is to ensure that permanent accommodation be provided for all those temporarily accommodated during the pandemic.		The affordable housing led strategy seeks to maximise affordable housing delivery.

2. **Does your proposal deliver any of the well-being goals below?** Please explain the impact (positive and negative) you expect, together with suggestions of how to mitigate negative impacts or better contribute to the goal. There's no need to put something in every box if it is not relevant!

Well Being Goal	Does the proposal contribute to this goal? Describe the positive and negative impacts.	What actions have been/will be taken to mitigate any negative impacts or better contribute to positive impacts?
<p>A prosperous Wales Efficient use of resources, skilled, educated people, generates wealth, provides jobs</p>	<p>Positive: The Issues, Vision and Objectives Paper identifies the key issues, challenges, opportunities and drivers the Replacement Plan is seeking to address including; employment growth, job creation, the dual economy, wage levels, retail centres and the rural economy.</p> <p>Negative: None.</p>	<p>The Vision includes reference to communities and businesses being part of an economically thriving and well-connected County. Draft Objectives relating to economic growth/employment and retail centres have been set in order to address the identified issues relating to creating a prosperous Wales.</p>
<p>A resilient Wales Maintain and enhance biodiversity and ecosystems that support resilience and can adapt to change (e.g. climate change)</p>	<p>Positive: The Issues, Vision and Objectives Paper identifies the key issues, challenges, opportunities and drivers the Replacement Plan is seeking to address including; air pollution, wildlife networks and importance of green and blue infrastructure in the adaptation of climate change, building resilience to flooding and mitigation of climate change, along with, safeguarding of minerals resources. The limited supply of brownfield land within the County is also highlighted as an issue. The paper also recognises the continued good progress with recycling and waste. MCC recognises that we are in a climate emergency and has committed to strive to limit the increase in global temperatures to 1.5°C. The importance of carbon reduction is recognised as a key issue that the RLDP should seek to address and is reflected in the relevant issues.</p>	<p>The Vision includes reference to the protection and enhancement of the countryside, landscape and environmental assets. Draft Objectives relating to Green Infrastructure, Biodiversity and Landscape, Flood risk, Minerals and Waste, Land and Natural Resources have been set in order to address the identified issues relating to creating a resilient Wales. MCC recognises that we are in a climate emergency and has committed to strive to limit the increase in global temperatures to 1.5°C. The importance of carbon reduction is recognised as a key issue that the RLDP should seek to address and is reflected in Objective 17.</p>


Well Being Goal	Does the proposal contribute to this goal? Describe the positive and negative impacts.	What actions have been/will be taken to mitigate any negative impacts or better contribute to positive impacts?
	<p>COVID-19 has emphasised the importance of place-making and green infrastructure for the provision of open spaces in close proximity to homes for physical and mental wellbeing.</p> <p>Negative: None.</p>	
<p>A healthier Wales People's physical and mental wellbeing is maximized and health impacts are understood</p>	<p>Positive: The Issues, Vision and Objectives Paper identifies the key issues, challenges, opportunities and drivers the Replacement Plan is seeking to address including; healthy living, obesity and the promotion of healthy lifestyles, the opportunities and challenges associated with an ageing population, accessibility to community and recreational facilities and rural isolation.</p> <p>COVID-19 has emphasised the vulnerability of those in our communities with underlying health conditions, as well as the importance of place-making and green infrastructure for the provision of open spaces in close proximity to homes for physical and mental wellbeing.</p> <p>Negative: None.</p>	<p>The Vision includes reference to people enjoying healthier, more sustainable lifestyles. A draft Objective relating to human health has been identified in order to address the identified issues relating to creating a healthier Wales.</p>
<p>A Wales of cohesive communities Communities are attractive, viable, safe and well connected</p>	<p>Positive: The Issues, Vision and Objectives Paper identifies the key issues, challenges, opportunities and drivers the Replacement Plan is seeking to address including; the effect of high house prices within the County, impact of the recent removal of the Severn Bridge Tolls, along with ambitions and opportunities associated with the Cardiff Capital Region City Deal and South East Wales Metro. It also</p>	<p>The Vision includes reference to people living in sustainable, resilient communities that support the well-being of current and future generations which are more inclusive, cohesive, prosperous, vibrant and balanced demographically. It also provides reference to Monmouthshire being a well-connected County. Draft Objectives have been set in relation to; housing, place-making, communities, rural</p>



Well Being Goal	Does the proposal contribute to this goal? Describe the positive and negative impacts.	What actions have been/will be taken to mitigate any negative impacts or better contribute to positive impacts?
	<p>refers to the range and choice of housing required to meet the needs of the population, limited public transport within the area, declining local service provision and physical/digital infrastructure requirements.</p> <p>COVID-19 has emphasised the importance of socially sustainable communities and ensuring a balanced demography. The role of younger age cohorts providing voluntary support to the over 70s who have been self-isolating has been vital. Unchecked, our ageing demography presents a very real challenge to how such support would be offered in the future.</p> <p>Negative: None.</p>	<p>communities, infrastructure and accessibility in order to address the identified issues relating to creating a Wales of cohesive communities.</p>
<p>A globally responsible Wales Taking account of impact on global well-being when considering local social, economic and environmental wellbeing</p>	<p>Positive: The Issues, Vision and Objectives Paper identifies the key issues, challenges, opportunities and drivers the Replacement Plan is seeking to address including; climatic factors, high levels of car ownership, reliance on the private car and different scales of renewable energy schemes. MCC recognises that we are in a climate emergency and has committed to strive to limit the increase in global temperatures to 1.5°C. The importance of carbon reduction is recognised as a key issue that the RLDP should seek to address and is reflected in the relevant issues.</p> <p>COVID-19 lockdown has demonstrated that a significant proportion of our communities can work from home. Home/agile working combined with</p>	<p>The Vision includes reference to more sustainable lifestyles with improved access to public transport and active travel opportunities with a minimised impact on the global environment, together with improved digital infrastructure. An Objective relating to climate change has been set in order to address the identified issues relating to creating a globally responsible Wales. MCC recognises that we are in a climate emergency and has committed to strive to limit the increase in global temperatures to 1.5°C. The importance of carbon reduction is recognised as a key issue that the RLDP should seek to address and is reflected in Objective 17.</p>


Well Being Goal	Does the proposal contribute to this goal? Describe the positive and negative impacts.	What actions have been/will be taken to mitigate any negative impacts or better contribute to positive impacts?
	<p>school closures and reduced leisure-based travel has significantly reduced congestion and evidence suggests air quality has improved markedly. The RLDP seeks to reduce the commuting ratio and to enable home-working: COVID-19 has demonstrated that this is achievable.</p> <p>Negative: None.</p>	
<p>A Wales of vibrant culture and thriving Welsh language Culture, heritage and Welsh language are promoted and protected. People are encouraged to do sport, art and recreation</p>	<p>Positive: The Issues, Vision and Objectives Paper identifies the key issues, challenges, opportunities and drivers the Replacement Plan is seeking to address including; the protection and enhancement required for the County's significant built heritage resource and landscape, support of the Welsh Language, distinctive settlement pattern of Monmouthshire and links between the heritage/diverse landscape to tourism and the local economy.</p> <p>Negative: None.</p>	<p>The Vision includes reference to the protection and enhancement of the best of the County's built heritage and landscape in order to retain its distinctive character. A draft Objective relating to culture, heritage and the Welsh Language has been set in order to address the identified issues relating to creating a Wales of vibrant culture and thriving Welsh Language.</p>
<p>A more equal Wales People can fulfil their potential no matter what their background or circumstances</p>	<p>Positive: The Issues, Vision and Objectives Paper identifies the key issues, challenges, opportunities and drivers the Replacement Plan is seeking to address including; the rural nature of the County, and the steady increase in population predominately fuelled by in-migration. Reference is also made to the demography of the County, particularly the higher proportion of older age groups and lower proportion of young adults compared to the Welsh average.</p>	<p>The Vision includes reference to people living in sustainable, resilient communities to support the well-being of current and future generations which are more inclusive, cohesive, prosperous, vibrant and balanced demographically. A draft Objective relating to demography has been set in order to address the identified issues relating to creating a more equal Wales.</p>


Well Being Goal	Does the proposal contribute to this goal? Describe the positive and negative impacts.	What actions have been/will be taken to mitigate any negative impacts or better contribute to positive impacts?
	<p>COVID-19 has highlighted the links between poverty and resilience as well as the higher level of homelessness. The RLDP seeks to maximise affordable housing delivery to help tackle this.</p> <p>Negative: None.</p>	

3. How has your proposal embedded and prioritised the sustainable governance principles in its development?

Sustainable Development Principle	Does your proposal demonstrate you have met this principle? If yes, describe how. If not explain why.	Are there any additional actions to be taken to mitigate any negative impacts or better contribute to positive impacts?
<p data-bbox="103 678 136 861" style="writing-mode: vertical-rl; transform: rotate(180deg);">Page 100</p> <div data-bbox="114 986 309 1182">  </div> <p data-bbox="147 1193 277 1225">Long Term</p> <p data-bbox="327 979 510 1203">Balancing short term need with long term and planning for the future</p>	<p data-bbox="544 775 1328 1235">The Issues, Vision and Objectives Paper sets out the identified issues and proposed vision and objectives for the Replacement LDP which will cover the period 2018-2033. It sets out the key issues, challenges, opportunities and drivers facing the County, as well as the RLDP vision and objectives to address the issues/challenges/opportunities identified. The role of the RLDP vision is to clarify the core purpose of the Replacement Plan and provide a framework for developing the Preferred Strategy and future detailed policies. The Vision sets the overarching context for Monmouthshire for the period up to 2033. The issues, vision and objectives help to shape the Replacement Plan.</p> <p data-bbox="544 1267 1328 1417">Some of the long term implications of COVID-19 are not yet known, for example the impact longer term on our High Streets. The RLDP can incorporate flexible policies to seek to adjust to the unknown longer term implications.</p>	<p data-bbox="1350 775 2103 1142">The vision and objectives set out in the adopted LDP have been reviewed and updated to take account of the issues, challenges, opportunities and drivers facing the County and reflect key elements of the PSB Well-being Plan and MCC Corporate Business Plan. More specifically, MCC recognises that we are in a climate emergency and has committed to strive to limit the increase in global temperatures to 1.5°C. The importance of carbon reduction is recognised as a key issue that the RLDP should seek to address and is reflected in the relevant issues, vision and objectives.</p>

Sustainable Development Principle	Does your proposal demonstrate you have met this principle? If yes, describe how. If not explain why.	Are there any additional actions to be taken to mitigate any negative impacts or better contribute to positive impacts?
 <p>Working together with other partners to deliver objectives</p> <p>Collaboration</p>	<p>The issues, vision and objectives are heavily drawn from/reflect the PSB Well-being Plan which was extensively consulted on in 2017 and resulted in contributions from more than 1,400 people. They have also been subject to targeted engagement with Members, Area Cluster Groups and Area Committees. The issues, vision and objectives will help to shape the Replacement Plan.</p>	<p>The refined Issues, Vision and Objectives will be incorporated into the Preferred Strategy, which is currently subject to engagement/consultation with a wide range of internal and external stakeholders.</p>
 <p>Involving those with an interest and seeking their views</p> <p>Involvement</p>	<p>The Issues, vision and objectives are heavily drawn from/reflect the PSB Well-being Plan which was extensively consulted on in 2017 and resulted in contributions from more than 1,400 people. They have also been subject to targeted engagement with Members, Area Cluster Groups and Area Committees. The issues, vision and objectives will help to shape the Replacement Plan.</p> <p>COVID-19 lockdown arrangements will continue to influence how the community engagement on the Preferred Strategy is concluded. This will be further considered when the revised Delivery Agreement is reported to Council.</p>	<p>There is no requirement to undertake formal consultation on the Issues, Vision and Objectives. Feedback from the targeted engagement has nevertheless been considered and, where appropriate, the issues, vision and objectives have been amended to reflect comments made. The vision and objectives will continue to be refined and incorporated into the Preferred Strategy which is currently subject to engagement/consultation with a wide range of internal and external stakeholders. .</p>

Sustainable Development Principle	Does your proposal demonstrate you have met this principle? If yes, describe how. If not explain why.	Are there any additional actions to be taken to mitigate any negative impacts or better contribute to positive impacts?
 <p>Prevention</p> <p>Putting resources into preventing problems occurring or getting worse</p>	<p>The key issues, challenges, opportunities and drivers facing the County are set out within the Issues, Vision and Objectives Paper which has been informed by a range of evidence, including the Monmouthshire Public Service Board (PSB) Well-being Plan, Monmouthshire Corporate Business Plan, LDP Review Report, LDP Annual Monitoring Reports and Replacement LDP Sustainability Appraisal Scoping Report, along with wider contextual factors such as national guidance/legislation and the Cardiff Capital Region City Deal. The Paper also sets out the revised RLDP vision and objectives to address the issues/challenges identified.</p> <p>The RLDP seeks to address the issues/challenges/opportunities identified (in a land use context) and support delivery of the Council's vision/objectives for the future of the County and its communities.</p>	<p>The Issues, Vision and Objectives Paper will inform the Replacement LDP Preferred Strategy which is currently subject to statutory consultation. The RLDP will seek to address the issues/challenges/opportunities identified (in a land use context) and support delivery of the Council's vision for the future of the County and its communities. MCC recognises that we are in a climate emergency and has committed to strive to limit the increase in global temperatures to 1.5°C. The importance of carbon reduction is recognised as a key issue that the RLDP should seek to address and is reflected in the relevant issues, vision and objectives.</p>

Sustainable Development Principle	Does your proposal demonstrate you have met this principle? If yes, describe how. If not explain why.	Are there any additional actions to be taken to mitigate any negative impacts or better contribute to positive impacts?
 <p>Considering impact on all wellbeing goals together and on other bodies</p>	<p>The Paper identifies the key issues, challenges, opportunities and drivers for the Monmouthshire area that the Replacement LDP is seeking to address covering economic, environmental, social and cultural aspects. It also sets out the Vision and objectives to address the issues/challenges/opportunities identified. The Vision sets the overarching context for Monmouthshire for the period up to 2033 and aims to positively impact on both the current and future populations of Monmouthshire. The LDP will seek to address the issues/challenges/opportunities identified (in a land use context) and support delivery of the Council's vision/objectives for the future of the County and its communities. MCC recognises that we are in a climate emergency and has committed to strive to limit the increase in global temperatures to 1.5°C. The importance of carbon reduction is recognised as a key issue that the RLDP should seek to address and is reflected in the relevant issues, vision and objectives. The Replacement LDP will be subject to an Integrated Sustainability Appraisal (including Strategic Environmental Assessment (SEA), Well-being of Future Generations (WBFG), Health Impact Assessment (HIA), Equality Impact Assessment (EqIA), and Welsh Language Impact Assessment (WLIA)), whose findings will be used to inform the development of the Replacement LDP strategy, policies and site allocations in order to ensure that the Plan will be promoting sustainable development.</p>	<p>The Issues, Vision and Objectives Paper will inform the Replacement LDP Preferred Strategy which is currently subject to statutory consultation. The Replacement LDP will be subject to an Integrated Sustainability Appraisal (including Strategic Environmental Assessment (SEA), Well-being of Future Generations (WBFG), Health Impact Assessment (HIA), Equality Impact Assessment (EqIA), and Welsh Language Impact Assessment (WLIA)), whose findings will be used to inform the development of the Replacement LDP strategy, policies and site allocations in order to ensure that the Plan will be promoting sustainable development.</p>

4. Council has agreed the need to consider the impact its decisions has on the following important responsibilities: Social Justice, Corporate Parenting and Safeguarding. Are your proposals going to affect any of these responsibilities?

	Describe any positive impacts your proposal has	Describe any negative impacts your proposal has	What will you do/ have you done to mitigate any negative impacts or better contribute to positive impacts?
Social Justice	The Social Justice strategy focuses on three main areas: tackling loneliness and isolation; tackling poverty and promoting equitable economic prosperity; and giving children the best start in life. The RLDP seeks to tackle house price unaffordability, which currently prevents some of our communities accessing suitable housing within the County. This is likely to benefit younger people in particular, which in turn will make our ageing communities more socially sustainable. Good quality and affordable housing is important in achieving poverty reduction and equitable prosperity, and supporting the best start in life. Good spatial planning helps to build cohesive communities.	None	<p>We will consider the need for planning policies to control the housing mix of the market housing on development sites, to ensure it helps create mixed communities and supports the retention of younger people who can afford an open market home were there sufficient supply of 2 and 3 bedroom homes.</p> <p>We will consider the need for small affordable housing schemes in rural settlements similar to the current LDP's 60/40 sites.</p> <p>We will consider a range of policies around the climate change theme to minimize the carbon footprint of new development, and therefore mitigate negative impacts associated with the proposed growth.</p>
Safeguarding	None	None	N/A
Corporate Parenting	None	None	N/A

5. What evidence and data has informed the development of your proposal?

An extensive range of data sets have been used to prepare the Issues, Vision and Objectives Paper, from a wide range of sources both internal and external to the Council. These are clearly referenced in the Paper and appendices, but include:

- Monmouthshire Public Service Board Well-being Plan (April 2018) https://www.monmouthshire.gov.uk/app/uploads/2017/10/Monmouthshire-PSB_well-being-plan_3.0.pdf
- Monmouthshire County Council Corporate Business Plan 2017 – 2022 (February 2018) https://www.monmouthshire.gov.uk/app/uploads/2018/03/Monmouthshire-Council_Corporate-Plan_1.0.pdf
- Monmouthshire Local Development Plan Review Report (March 2018) <https://www.monmouthshire.gov.uk/app/uploads/2018/03/Final-Review-Report-1.pdf>
- Monmouthshire Local Development Plan Annual Monitoring Reports (2015- 2018) <https://www.monmouthshire.gov.uk/planning-policy/annual-monitoring/ldp-annual-monitoring-report>
- Replacement LDP Sustainability Appraisal Scoping Report (December 2018) <https://www.monmouthshire.gov.uk/planning-policy/pre-deposit-ldp-documents/sustainability-appraisal-sa>
- Monmouthshire LDP 'Retail Background Paper', October 2018. <https://www.monmouthshire.gov.uk/app/uploads/2018/12/Employment-Land-Study-October-2018-reduced.pdf>
- Monmouthshire LDP 'Employment Background Paper', October 2018. <https://www.monmouthshire.gov.uk/app/uploads/2018/12/Employment-Land-Study-October-2018-reduced.pdf>
- Monmouthshire 'Joint Housing Land Availability Study', June 2018. <http://www.monmouthshire.gov.uk/app/uploads/2018/06/Monmouthshire-JHLAS-Report-2018.pdf>

The following documents are available to view via the Planning Policy webpages of the Council's website

<https://www.monmouthshire.gov.uk/planning-policy/local-development-plan-revision/>

- Monmouthshire RLDP Initial Integrated Sustainability Appraisal Report (February 2020)
- Habitat Regulations Assessment Report (February 2020)
- Monmouthshire RLDP Issues, Vision and Objectives Paper (June 2019, as amended March 2020)
- Monmouthshire RLDP Growth and Spatial Options Consultation Paper (June 2019)
- The Draft Monmouthshire, Blaenau Gwent and Torfaen LDP Demographic Evidence produced by Edge Analytics (May 2019)
- Monmouthshire RLDP Housing Background Paper (March 2020)
- Monmouthshire RLDP Growth and Spatial Options Background Paper (March 2020)
- Monmouthshire RLDP Sustainable Settlement Appraisal (March 2020)
- Monmouthshire RLDP Candidate Sites Register (February 2019)
- Monmouthshire RLDP Delivery Agreement (May 2018)

External sources of data include Welsh Government, Cadw, Natural Resources Wales, Hometrack, Office for National Statistics and Stats Wales.

6. SUMMARY: As a result of completing this form, what are the main positive and negative impacts of your proposal, how have they informed/changed the development of the proposal so far and what will you be doing in future?

Positive -

The issues, vision and objectives will help to shape the Replacement LDP. The preparation of the issues, vision and objectives is one of the first key stages in Replacement Plan preparation process and will inform the Preferred Strategy. The Issues, Vision and Objectives Paper sets the key issues, challenges, opportunities and drivers facing the County. It also sets out the RLDP vision and objectives to address the issues/challenges identified. These have been reviewed in the light of the COVID19 pandemic and are considered to hold true and the strategic direction of the RLDP remains sound.

Negative – None. There are no implications, positive or negative, for corporate parenting or safeguarding.

Page 406

ACTIONS: As a result of completing this form are there any further actions you will be undertaking? Please detail them below, if applicable.

What are you going to do	When are you going to do it?	Who is responsible
<p>Seek Cabinet’s endorsement that the Issues, Vision and Objectives remain relevant and hold true in the light of COVID-19, and that the RLDP should proceed on that basis.</p> <p>Seek Cabinet’s agreement to lobby the Welsh Government to secure the removal of the ‘drop dead date’ legislative provision, which now presents a significant risk to Monmouthshire due to the resultant policy vacuum during the delay caused by COVID-19.</p>	<p>Summer 2020</p>	<p>Head of Placemaking, Housing, Highways and Flooding</p> <p>Head of Planning</p> <p>Planning Policy Team</p>

8. VERSION CONTROL: The Equality and Future Generations Evaluation should be used at the earliest stage, such as informally within your service, and then further developed throughout the decision making process. It is important to keep a record of this process to demonstrate how you have considered and built in equality and future generations considerations wherever possible.

Version No.	Decision making stage	Date considered	Brief description of any amendments made following consideration
0.0	LDP Review Report and Delivery Agreement	20/04/2018	Draft for Council 10 th May 2018
1.0	Issues, Vision and Objectives scrutiny	01/02/2019	Draft for Economy & Development Select Committee 14 th February 2019. Subsequent amendments to actions to show process undertaken to date.
1.1	Issues, Vision and Objectives endorsement following consultation	09/04/2019	Draft for Cabinet 5 th June 2019. Report updated to reflect outcomes of engagement undertaken along with amendments to actions to show process undertaken to date.
1.2	Issues, Vision and Objectives endorsement following consultation	14/06/2019	Amended for Cabinet 3 rd July 2019 to reflect 16 th May 2019's Climate Emergency declaration by Council. Report updated to reflect outcomes of engagement undertaken. Updated summaries for assessment of well being goals and sustainable development principles to take account of climate emergency decision.
2.0	Growth and Spatial Options endorsement to consult	07/06/2019	Draft for Cabinet 3 rd July 2019
2.1	Growth and Spatial Options scrutiny	09/07/2019	Draft for Economy & Development Select Committee 17 th July 2019
3.0	Preferred Strategy endorsement to consult	11/12/2019	Draft for Council report 5 th March 2020
3.1	Preferred Strategy endorsement to consult	17/02/2020	Social Justice Strategy reviewed with Judith Langdon
4.0	Review of Issues, Vision, Objectives and timetable to consider the implications of COVID-19	02/06/2020	Version 1.2 reviewed with subsequent amendments at 3.1 incorporated.

This page is intentionally left blank